

2024 Sustainability Report

Smart, healthy, sustainable tomorrows



Overview	Sustainable products and solutions	Greenhouse gas emissions	Social impact and employee experience	Global sustainability	How we work	Data
3 Letter from George Oliver and Katie McGinty	16 Our approach – sustainable products and solutions	28 Our approach – scope 1 and 2 greenhouse gas emission	36 Our approach – social impact and employee experience	64 Climate policy and engagement leadership	88 Governance	109 2024 Sustainability Report Data
7 2023 Sustainability Performance	19 Develop low-carbon and energy-efficient products	31 Facility decarbonization	39 Diversity, equity and inclusion	70 Nature	93 Ethics and integrity	110 About our reporting
8 We are honored	21 Help customers decarbonize	33 Refrigerant loss reduction	51 Community investment and engagement	77 Waste and circular economy	96 Our employees – talent management	112 Environmental data
10 Materiality	23 Reduce embodied carbon	33 Fleet emission reduction	57 Zero Harm – employee health, safety and well-being	80 Water	103 Human rights	115 Social data
11 Environmental, social and governance material topics	26 Supplier environmental impact	34 Transition to renewable electricity		85 Supplier sustainability and supplier diversity	105 Product safety	118 Governance data
12 Management of our material topics						GRI Content Index
13 Sustainability governance						TCFD Index
						SASB Index



The photographs used in this report were part of a photography competition held by the Global Sustainability Network in 2023 as part of Earth Month. The photographers have given their permission for us to use these images. Any other use of these photographs is prohibited unless agreed with the photographer.

Thank you

Letter from George Oliver, Chairman and CEO, and
Katie McGinty, Vice President and Chief Sustainability
and External Relations Officer

At Johnson Controls, we pride ourselves on building smarter, healthier and more sustainable tomorrows.

This unwavering focus on sustainability is at the very heart of our purpose as a company and informs every aspect of our work, from our strategy and our customer service to our corporate citizenship. We approach our own ambitious decarbonization goals as an opportunity to lead by example, while our nearly 140-year heritage of building technologies and services provides new solutions for customers around the world to accelerate their own net zero journeys.

Our work has never been more important.



Buildings are imperative to solving the climate crisis

Buildings are responsible for nearly 40 percent of global carbon emissions. However, the good news is that, with the trifecta of efficiency, electrification and digitalization of buildings, we can slash carbon and operating costs at the same time.

For that reason, the built environment represents one of the fastest paths, if not the fastest path, to meeting global climate targets and ensuring a viable future. At the same time, global climate targets set by the international community—to reduce carbon emissions by 45 percent by 2030, while limiting global warming to 1.5°C and achieving net zero by 2050—are achievable, but time is of the essence.

We have only six years left to meet global targets. The time to act is now. We have the technologies, financing and experts to transform buildings from one of the greatest climate challenges into one of the biggest climate wins.

Creating a world of net zero buildings

Recently, we commissioned Forrester Consulting to evaluate the state of smart buildings globally. In this landmark study of nearly 3,500 respondents across 18 industries and 25 countries, we found that, among decisionmakers on sustainability initiatives, two thirds feel they are fully on track to meet their carbon reduction goals. One third, however, need to accelerate their efforts.

An overwhelming majority also reported that smart buildings are important in helping their organizations lock in carbon reduction gains. That said, siloed systems, lack of partners, disjointed internal teams and lack of visibility to key data prevent most from accurately and efficiently measuring progress against their own sustainability goals. Companies that have overcome these challenges, on the other hand, view smart building initiatives holistically.

Adding or upgrading building automation and digital technologies to optimize energy use are among the most impactful sustainability investment areas. A vast majority of leaders seek partners who can provide a digital platform across sites that is easy to use and is integrated into all building systems. Smarter, more sustainable buildings give them the ability to bring together data from building systems, with measures to protect that data, a centralized mission for the data being collected and actionable intelligence provided by emerging machine learning and AI capabilities.

We are the partner our customers need to solve their challenges.

We also understand that every dollar needs to create greater value for our customers. Through technology and innovation, we're enabling them to embrace decarbonization in a smart way, and it shows. In fact, 70 percent of CEOs affirm that they are sticking with climate action because it's proving its financial value to their companies.

We are the sustainability leader in buildings

Throughout this report, we highlight key innovations and initiatives that demonstrate acceleration in delivering energy efficiency and decarbonization in buildings.

This includes our expertise in the solutions that form the smart building trifecta of energy-efficient equipment, clean electrification and digitalization. By upgrading equipment to make it energy efficient, replacing the use of gas and oil in buildings with electrification and aggregating data, an entirely new class of buildings is within reach. It's a decarbonized built environment that amplifies energy, emissions and cost savings, and even enables buildings to produce more energy than they use, thereby transforming buildings from cost centers and carbon problems to cash centers and carbon solutions.

These solutions are making a difference in buildings like the Children's of Alabama medical center, where OpenBlue and heat pump technologies have delivered \$450,000 in annual savings and reduced the use of natural gas by 69 percent. In Norway, OpenBlue is helping create the largest net energy-positive building in the northern hemisphere, while in Dubai Silicon Oasis, our chillers and AI-driven solutions are significantly reducing carbon footprint by some 30 percent and guaranteeing energy savings of approximately 4.2 million kWh per year.

With teams, colleagues and partners across the world, we're uniquely positioned to drive these kinds of outcomes in new and existing buildings, wherever they may be.

Putting the future within everyone's reach

We recognize that the will to decarbonize also requires a way.

This is one of the reasons we have created new paths for customers to overcome the financing gap, creating multiple mechanisms to put funding for sustainability projects within reach. So, we can make a difference now, when changes matter the most.

When we electrify operations and optimize energy efficiency through our digital platform and technologies such as AI, digital twin and more, we can put data to work. This is our recipe for success, helping buildings slash carbon footprints, while saving on electric bills. Through this, we're enabling customers to accelerate action on climate, while also lifting economies and driving growth.

Sustainability is no longer a trade-off, as buildings move from balance-sheet liabilities to strategic assets. Simply put, sustainability is good for business and the environment.

Our own sustainability journey

We have very purposefully created a company that's uniquely qualified to meet the needs of customers at every level, creating the products, installing and servicing them, investing in advanced technologies like AI, and creating the financing structure to support end-to-end net zero journeys - wherever they are, whatever the need.

It's one of the reasons our products and solutions serve more than four million customers and are in 90 percent of the world's most iconic buildings. It's also an important factor in ensuring we live up to our ambitious carbon targets and vision for digital transformation.

We're proud of the steps we've taken as a company to prioritize ESG and lead from the front. Since 2017, we have achieved a 43.8 percent absolute reduction in scope 1 and 2 emissions, positioning us well on our way to achieving our 2030 goal of cutting carbon by 55 percent, a target aligned with maintaining a 1.5°C world. In addition to this, we're also proud to have surpassed our 2030 commitment to cut our scope 3 emissions by 16 percent. As a result of this progress, we're currently ahead of schedule to reach our net zero goal by 2040, 10 years ahead of the 2050 goal set by the Paris Agreement.

Now, we're unleashing the next generation of digitally-enabled operating equipment that can deliver up to 50 percent additional carbon savings for our customers, on top of the run-rate efficiency of the hardware itself.

A global voice for good

In our industry and beyond, we want our voice to amplify the clarion call for companies, leaders and concerned citizens to join the fight against climate change and make a difference every way we can.

Our leadership in major organizations such as the Business Roundtable and Sustainable Markets Initiative, along with engagement at major events where our speakers are in high demand like COP28, the World Economic Forum's annual meeting in Davos and New York and London Climate Weeks, demonstrates our commitment to thought and action leadership.

As such, we're proud to have been a public voice urging the ratification of the Kigali Amendment by the US Senate and to have shown the way in delivering products that put not only low, but ultra-low GWP refrigerants to work. We were also a public voice in favor of the Inflation Reduction Act, as well as similar strong initiatives in Europe, and we're working to ensure that the important incentives in these laws and directives continue to provide businesses and individual consumers with the market signal they need to replace old equipment with clean, low-carbon technology.

As we continue to shape and inform many of the most important global conversations, we affect positive change and promote the ongoing and necessary partnership between private and public entities. It is only through a coordinated and deliberate partnership that we'll solve the world's sustainability challenges.

Many global challenges compete for attention on the world stage, which can often pull focus away from the pressing issue of climate change. As a team of more than 100,000, our focus and resolve remain unchanged. We're committed to creating a horizon of healthier, safer, more sustainable buildings and a brighter future for all.

We thank you for taking the time to read our annual sustainability report. We're proud of the progress made this year and we look forward to the many successes ahead as we pursue our purpose and continue to make the global transition toward more sustainable buildings a reality.

George Oliver
Chairman and CEO

Katie McGinty
Vice President and Chief Sustainability
and External Relations Officer




2023 Sustainability Performance

	Targets	Results to Date	Progress
<p>Sustainable Products and Solutions</p> <p>2017 baseline year</p>	<ul style="list-style-type: none"> ▪ 16% reduction in Scope 3 emissions from use of sold products in 2030 	<ul style="list-style-type: none"> ▪ 27.1% reduction, exceeding our 2030 science-based target 	<p>2030 target</p>
<p>GHG Emissions, Scope 1 & 2</p> <p>2017 baseline year</p>	<ul style="list-style-type: none"> ▪ 25% reduction of GHG intensity in 2025 ▪ 25% reduction of energy intensity in 2025 ▪ 55% reduction of absolute scope 1 & 2 emissions in 2030 	<ul style="list-style-type: none"> ▪ 52.5% reduction, an ambitious target we have now more than doubled ▪ 22.5% reduction, achieving more than 90% of our target two years early ▪ 43.8% reduction, putting us ahead of schedule in achieving our 2030 science-based target 	<p>2025 target</p> <p>2025 target</p> <p>2030 target</p>
<p>Social Impact and Employee Experience</p>	<ul style="list-style-type: none"> ▪ 25% reduction in recordable safety incidents in 2025 from our 2017 baseline ▪ FY23 goal: \$495 million Increase diverse supplier spend with certified diverse business enterprises at a rate exceeding revenue growth ▪ 2 million employee volunteer hours in 2025 ▪ 80% of volunteer hours aligned to the UN Sustainable Development Goals 	<ul style="list-style-type: none"> ▪ 34.6% reduction. We have already exceeded this 2025 target and continue to strive toward our global vision of Zero Harm ▪ \$597 million was spent with certified diverse business enterprises, exceeding our target ▪ 1.92 million accumulated hours. Our employees logged 61,521 volunteer hours in 2023, the most volunteer hours recorded in one year since 2017 ▪ 82% of hours are aligned, with the majority of time driving the goals of Sustainable Cities and Communities and Quality Education 	<p>2025 target</p> <p>2023 target</p> <p>2025 target</p> <p>2025 target</p>

We are honored

Sustainability is at the heart of our business and fundamental to everything we do.

We're proud to be recognized as one of the World's Most Ethical Companies, to be named to CDP's Climate Change A List for transparency and performance on climate change, and to be recognized by the following organizations for our commitment, our results and our transparency.



One of fewer than 400 companies to receive this distinction amongst more than 21,000 who disclosed to CDP



One of just 11 companies worldwide to receive this honor 17 times



Awarded to companies with an ESG performance above the sector-specific Prime threshold, which means that they fulfil ambitious, absolute targets



Recognized as a leader in managing environmental, social and governance risks and opportunities



Designated as an industry leader in ESG management by Sustainalytics



Recognized for employee satisfaction, economic resilience and our progress towards ambitious sustainability goals



One of the first 45 companies globally to receive the Terra Carta Seal for creating "genuinely sustainable markets"



Listed at #31, up from #40 last year, recognizing the top 200 companies leading the transition to a sustainable global economy, by Corporate Knights

We are honored



Top 4 percent of more than 100,000 companies assessed across environment, labor and human rights, ethics and supply chain sustainability



FTSE4Good

Included for our corporate ethical standards and performance in environmental and social responsibility



Financial Times
European Climate Leaders
2023 List

Included as one of the leading companies in Europe in showing a reduction in energy intensity



FORBES
American's Best Employers
for Diversity
2023

Ranked #144 out of 480 companies listed



FORTUNE'S
Change the World
2023 List

Named for our innovative and transformative heat pump technology



MICROSOFT
Global Independent Software
Vendor Partner of the Year
2023

Johnson Controls wins 2023 Microsoft Global Independent Software Vendor Partner of the Year



NEWSWEEK'S
America's Greatest
Workplaces for Diversity
2024

Recognized for our diverse workplace and commitment to recruiting and advancing individuals of various ages, races, genders, sexual orientations and abilities



FORBES
America's Best Employers
for Women
2023

Recognized for working environment, salary, employee diversity and whether female employees would recommend the company to a friend or family member



Sustainability Magazine's
Top 100 Companies
2023 List

Top 100 Companies driving the energy transition and leading in transparency in climate action and sustainability reporting



by Corporate Knights - Global 100 companies represent the top one percent in the world. This is the 9th time Johnson Controls has been given this honor



Recognized in the top 15 percent of the industry for our sustainability performance



STOXX
Global ESG Leaders

Recognized as one of the leading global companies in terms of environmental, social and governance criteria



Corporate Equality Index
2023 - 2024

by Human Rights Campaign



Named one of China's top employers by the Corporate Research Foundation (CFR) Institute for the 14th consecutive year for creating exceptional employee conditions



NEWSWEEK'S
Excellence 1000 Index
2024

Awarded due to overall dedication to social responsibility, corporate sustainability and the maintenance of high ethical standards



Named a leader in Energy Management Software by Verdantix in its 2023 Green Quadrant

Materiality

Using environmental, social and governance materiality assessment to inform our strategy.

Disclaimer:

The term “material” used in this report refers to the “material topic” definition of the Global Reporting Initiative. It is used to refer to relevant topics, which potentially merit inclusion and can reasonably be considered important for reflecting the organization’s economic, environmental and social impacts or influencing the decisions of stakeholders. This concept of materiality does not correspond with, and should not be confused with, concepts of materiality utilized for securities, financial or regulatory purposes.



Materiality

3-1 | 3-2 | 3-3

In January 2023, we conducted a materiality assessment to understand the most impactful environmental, social and governance (ESG) topics for our business and to ensure we're building robust strategies to manage our strategic impacts, risks and opportunities.

The materiality assessment followed a process where we:

- 1 Identified a list of 25 topics related to leadership and governance, human and social capital, environment, and business model and innovation
- 2 Surveyed over 100 internal Johnson Controls leaders and 50 external stakeholders, including customers, suppliers, partners, NGOs and trade associations
- 3 Evaluated topics on quantitative ratings and qualitative assessments based on the context of our business activities and relationships across the value chain
- 4 Identified and grouped the most impactful areas under three material topics representing the fundamental themes and concepts to provide strategic clarity

2023 Materiality Assessment

ESG material topics

HIGHEST PRIORITY

1. Sustainable products and solutions

- Net zero buildings
- Energy-efficient products and services
- Product GHG emissions
- Digital transformation
- Decarbonization as a Service
- Supplier environmental impact

2. Greenhouse gas emissions (Scope 1 and 2)

3. Social impact and employee experience

- Diversity, equity and inclusion
- Employee health, safety and well-being

HIGH PRIORITY

- Air quality and air emissions
- Climate policy and engagement leadership
- Cybersecurity
- Ethics and compliance
- Employee recruitment, engagement and development
- Human rights
- Increased use of renewable energy in our operations
- Embodied carbon

PRIORITY

- Board oversight of sustainability
- Circular economy
- Climate risk and resilience
- Community investment
- Management of ESG laws and regulations
- Waste management
- Water management
- Supplier diversity

Management of our material topics

2-12 | 2-13 | 2-14 | 2-24



The results of the ESG materiality assessment identified nine highest priority topics, which we then aligned under three material topics: sustainable products and solutions, greenhouse gas emissions, and social impact and employee experience.

Our targets are the result of the 2023 Materiality Assessment. We're currently embarking on a Double Materiality Assessment to understand the financial materiality and the environmental and social impact of ESG topics to Johnson Controls. The highest priority ESG material topics are managed under our Enterprise ESG Governance Program, which includes four levels of oversight ([see Governance](#)):

Board of Directors and board committees

The Board of Directors oversees the implementation of our mission, vision and values across our company. It reviews our environmental, social and governance (ESG) material topics, strategy, commitments and performance, including sustainability, employee health and safety, and human capital management. The Governance and Sustainability Committee of our Board of Directors has been delegated primary oversight over the sustainability and health and safety matters impacting our company and is briefed each quarter on our progress. The Compensation and Talent Development Committee has been delegated primary oversight over human capital matters and employee experience.

Sustainability governance

Executive Committee

The authority for day-to-day oversight and management of economic, environmental and social topics is delegated to the Executive Committee, which is chaired by our Chairman and Chief Executive Officer George Oliver and comprises the senior executives responsible for all our major corporate functions. The Executive Committee also includes our Chief Sustainability and External Relations Officer.

ESG Leadership Committee

The ESG Leadership Committee (ESG LC) is chaired by our Vice President of Global Sustainability and Regulatory Affairs and reports to the Chief Sustainability and External Relations Officer. Its members consist of senior leaders across our businesses, functions and regions. The ESG LC organizes sustainability and corporate responsibility topics, along with their associated targets, metrics and strategies, into one of six enterprise ESG committees: climate, product stewardship, sustainable value chain, diversity, equity and inclusion, (DE&I) social impact and governance.

Enterprise ESG committees

Our enterprise ESG committees are formed as cross-functional teams responsible for the execution of annual targets and for establishing long-term strategies to meet our ESG commitments.

Our ESG Leadership Committee oversees these ESG committees and guides our three material topics, which align to the following workstreams:

Sustainable products and solutions:

Product stewardship and sustainable supply chain

GHG emissions:

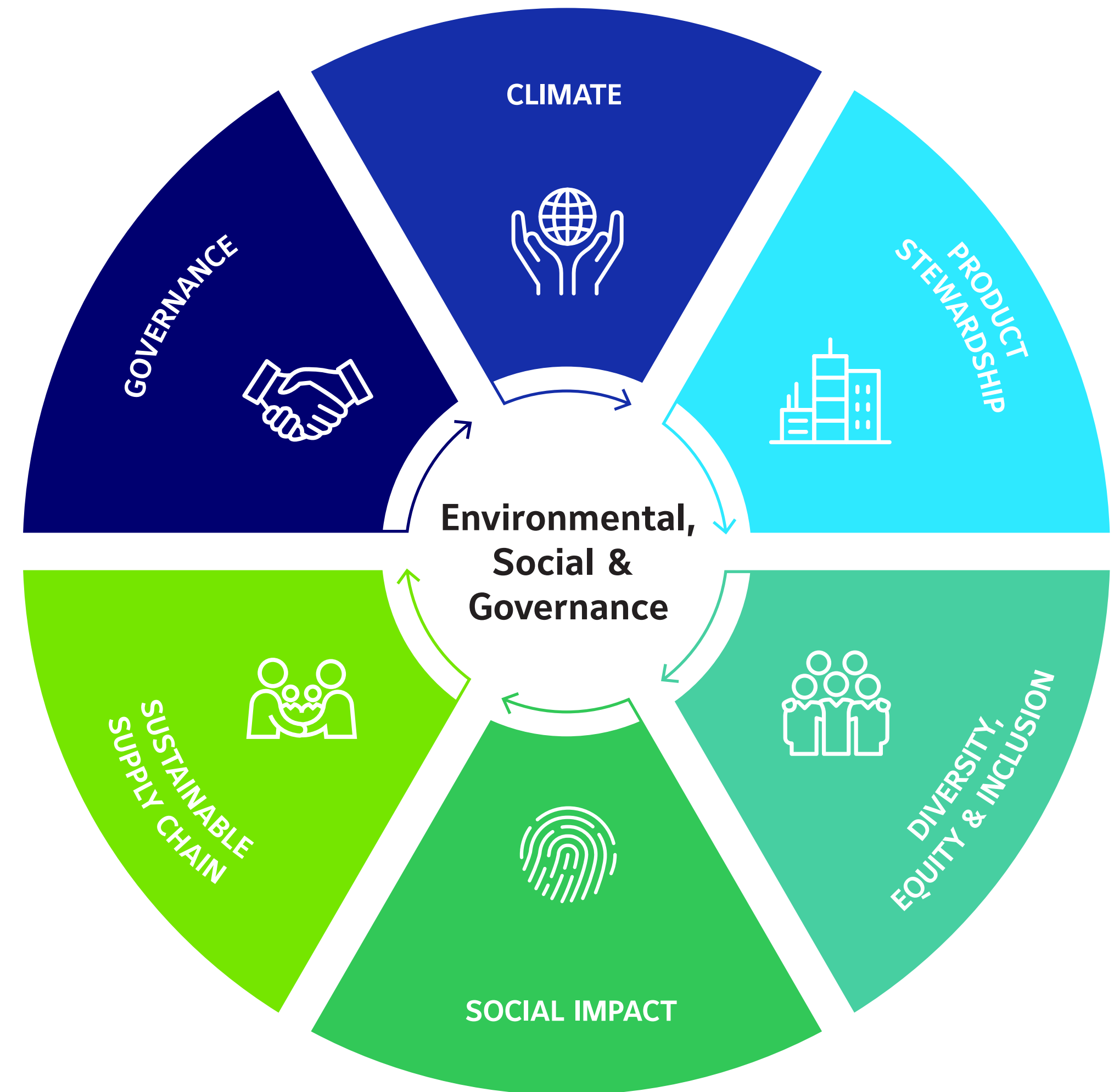
Climate

Social impact and employee experience:

DE&I and social impact

Our governance workstream ensures internal alignment and consistency with the development and execution of our ESG strategy and reporting, including alignment with our Executive Committee and Board of Directors, as well as our ESG disclosures.

In this report, we focus on our management of our highest priority material topics as identified in our ESG materiality assessment, as well as additional topics important to Johnson Controls. All issues are treated in conformity with GRI Standards and SASB Standards.



Carbon transition plan

Johnson Controls continues to take significant climate action and has committed to achieving net zero scope 1 and 2 carbon emissions by 2040, ten years ahead of the goal set out in the Paris Climate Agreement.

By 2030, we aim to cut our scope 1 and 2 emissions by **55 percent** and we're currently ahead of schedule, having already achieved a reduction of more than **43 percent** from our 2017 baseline.

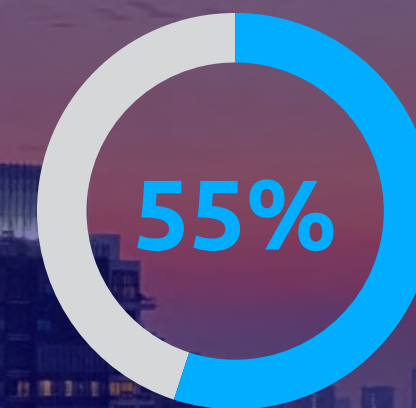
We also aim to reduce our scope 3 emissions by **16 percent**, a goal we have already exceeded, having reduced emissions by **27 percent** from our 2017 baseline.

These ambitious 2030 emissions reduction targets have been approved by the Science-Based Targets initiative (SBTi).

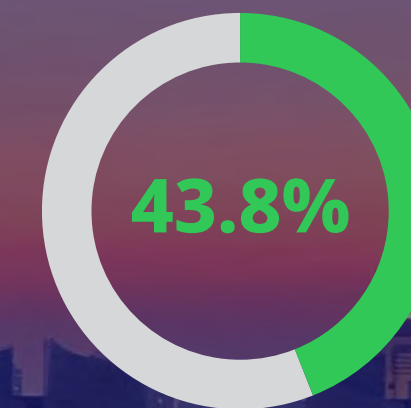
Central to the development of our net zero strategy and deployment schedule is our carbon transition plan, which looks at the current state of our carbon landscape and the specific actions and improvement measures needed to drive towards net zero. Our data-based approach is essential to the cross-functional engagement, clear and time-bound objectives, and focus on execution that we're implementing across the enterprise.

Reduce scope 1 and 2 emissions

2030 Target

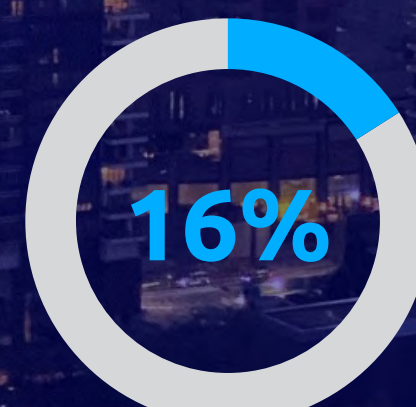


Results to date





Reduce scope 3 emissions

2030 Target



Results to date





Sustainable products and solutions

Delivering sustainable products and solutions is core to our business and our growth as a global leader in smart, healthy, sustainable buildings.



Material topic 1: Sustainable products and solutions

Our approach

2-2 | 2-6 | 203-1 | 203-2

Priority topics:

Net Zero Buildings, energy-efficient products and services, product GHG emissions, digital transformation, as-a-service offerings for decarbonization and supplier environmental impact.

Delivering sustainable products and solutions is core to our business and our growth as a global leader in smart, healthy, sustainable buildings. As we work to help our customers manage their carbon transition and enable deep decarbonization of their facility footprints, we employ a four-part strategy to achieve our science-based target approved by Science Based Target initiative:

Target:

16% reduction in scope 3

emissions from use of sold products in 2030 from our 2017 baseline

Our scope 3 carbon reduction strategy is driven by four key strategies:

1. Develop low-carbon and energy-efficient products
2. Drive OpenBlue digital solutions to accelerate customer success in decarbonization
3. Reduce embodied carbon of our products to enable customers to build net zero carbon facilities
4. Weigh sustainability equal to other key metrics in supplier performance evaluations and require suppliers representing 80 percent of our procurement spend to undergo third-party independent sustainability performance assessment by 2028

Metrics:

1. Invest at least 75 percent of new product research and development (R&D) annually in climate-related innovation to develop sustainable products and services
2. Deliver avoided emissions through OpenBlue digital solutions

We demonstrate our commitment to sustainable products and solutions by:

- Saving customers carbon emissions and costs
- Delivering revenue from sustainable products and solutions
- Driving demand for low-carbon steel by meeting at least 70 percent of our North American steel needs with low-carbon options

2023 progress

TARGET

Reduce our scope 3 emissions from the use of sold products by 16 percent by 2030 against our 2017 baseline.

16% Scope 3 reduction goal
2030 target

27% Scope 3 reduced to date

PROGRESS

We have reduced scope 3 emissions from the use of sold products by 27 percent compared to fiscal year 2017.

The use of sold products represents more than 95 percent of our scope 3 emissions.

Metric: Invest at least 75 percent of new product R&D annually in climate-related innovation to develop sustainable products and services

Progress: In fiscal year 2023, roughly 90 percent of new product R&D was invested in climate-related innovation to develop sustainable products and services. We include sustainability key performance indicators in product design during the stage gate review of our innovation process.

90%

R&D invested in sustainable products and services

Metric: Deliver avoided emissions through OpenBlue digital solutions

Progress: Sustainable revenue in 2022 was 57 percent of total company revenues, up from 54 percent in the previous year. Revenue from sustainable products and services continues to increase as a percentage of our total revenue. We follow the Corporate Knights Sustainable Economy Taxonomy standard for defining sustainable products and calculating sustainable revenue, with modifications used where necessary to align with specific Johnson Controls solution definitions. Corporate Knights reviews our sustainable revenue metrics and has listed Johnson Controls as number 31 on Corporate Knights Clean 200, up from number 40 last year.

57%
sustainable revenue

The sustainable revenue definition includes:

- Products that enable beneficial electrification of heating
- Products that exceed minimum energy efficiency regulations for cooling or heating
- Products that use low-GWP refrigerants
- Products that enable greater energy efficiency in buildings, including energy recovery, building control and automation systems, and other connected products
- Digital solutions, such as OpenBlue, our complete ecosystem of connected technologies, expertise and services
- Products that are manufactured with recycled or reground materials
- Revenue from the installation, maintenance and service attributable to the products listed above



The CLEAN 200® LIST

Develop low-carbon and energy efficient products

Addressing climate change necessitates that we manage our entire carbon footprint in alignment with a 1.5°C reduction trajectory. With the vast majority of our scope 3 emissions coming from the use of sold products, it's critical that we deliver low-carbon solutions to our customers.

At Johnson Controls, we're leading the carbon transition with sustainable products and services across three strategic pillars: energy efficiency, low-GWP refrigerants and electrification.

1

Energy efficiency

Why: Building heating, cooling and ventilation operation is responsible for over 50 percent of energy consumption in residential and commercial buildings, thus representing a significant share of the nearly 40 percent of global GHG emissions attributable to the built environment. Improving the energy efficiency of these products will reduce energy-related emissions and our customers' operational expenses, while also creating a smoother transition to a distributed, zero-carbon energy system.

What: Johnson Controls has a market-leading portfolio of energy-efficient HVAC products, many of which exceed regulatory and market requirements by 30 percent or more. Despite this, we continue to improve the energy efficiency of our products, through incremental improvements to existing models, new product launches that result in significant changes in efficiency, assisting our customers in making optimal product selections for their applications, and shifting our share of products sold to higher efficiency models.

Example: YORK® YVAM and CYK chillers
Specifically optimized for data center operations, the YVAM air-cooled chiller eliminates water consumption and is 49 percent more efficient than conventional air-cooled chillers. The CYK heat pump chiller, on the other hand, can achieve a coefficient of performance (COP) as high as 8.0, meaning that it produces eight times the working energy it consumes, while providing simultaneous heating and cooling, with hot water temperatures up to 170°F. At these temperatures, our heat pumps can take on hard-to-abate end uses, such as space heating in complex commercial buildings and industrial process heating.

Case study: The TIGER at Princeton University



Princeton University is taking substantial action, now, to achieve their goal of a Net Zero Campus by 2046.

To this end, Johnson Controls is working with Princeton University on their unique TIGER (Thermally Integrated Geo-Exchange Resource) Energy Plant in Princeton, New Jersey. It is a truly innovative and sustainable project resulting in truly decarbonized cooling and heating for the 180 buildings on campus.

The multimillion-dollar project uses our high-capacity, high-temperature YORK CYK Compound Centrifugal Electric Heat Pumps to draw low-temperature heat from either a geexchange field or the chilled water system and it pumps this heat into the new 145°F campus district hot water system. Thus, the heat pumps can cool the chilled water and heat the hot water at the same time. Or when using the geexchange system, heat can be pulled from the chilled water system in the summer - and stored seasonally until the winter - when it can be used as a low-temperature heat source for the heat pumps. This system is dramatically more efficient than Princeton's old steam system. The heat pumps are

powered only by electricity, which greatly reduces the university's reliance on fossil fuels. Ultimately, the university is planning on buying 100% carbon-free electricity, which will reduce Princeton's carbon emission to near zero.

This conversion to the new geexchange/heat pump/hot water system will be phased in over many years. Ultimately, there will be 2100 geexchange bores that are each 850-foot deep. A new underground low-temperature (145°F) hot water district system is being installed to connect the heat pump plants to the campus buildings. Each of these buildings will be modified to use hot water for their heating system instead of steam.

It's anticipated that the university will almost eliminate the use of natural gas, reduce campus domestic water consumption by 20%, and reduce carbon emissions to near zero with the use of carbon-free electricity.

2

Low-GWP refrigerants

Why: Conventional refrigerants used in today's HVAC products are hydrofluorocarbons (HFCs), fluids that do not harm the ozone layer, but can have high Global Warming Potential (GWP). Phasing out these HFC emissions globally could reduce the global temperature rise by 0.5°C by 2050.

What: Johnson Controls has helped lead the global phase-out of HFC use in accordance with the Kigali Amendment to the Montreal Protocol. We're currently transitioning our HVAC portfolio to low-GWP refrigerants and already provide options that can reduce GWP by more than 78 percent. However, we're still investing heavily in solutions that will drive those reductions even further, while maintaining product safety and performance.

Example: **Refrigerant R-1234ze**
In 2023, we launched new chillers with the ultra-low (<10) GWP refrigerant R-1234ze for the North American market, complementing our existing applied and industrial refrigeration products that utilize the refrigerants R-1233zd, R-290 (propane), R-717 (ammonia), R-718 (water) and R-744 (CO₂).



YORK YVAM



YORK YZV

3

Efficient, beneficial electrification of heating

Why: Most of the world's heating needs today are met with direct fossil fuel combustion. To decarbonize our buildings and maintain a reliable grid, we need to efficiently electrify these fuel combustion systems with heat pumps. Heat pumps use one third of the energy of conventional heating systems and run on electricity, thus leveraging the clean energy transition. Moreover, heat pumps capture and use thermal energy to deliver many multiples of working energy for every unit of energy consumed to drive them.

What: We offer one of the world's most comprehensive ranges of heat pumps, covering residential, commercial and industrial applications. We're expanding our portfolio to provide higher temperature heating, at colder outdoor conditions, across wider application types. We're also planning for decreasing demand for furnaces as customers transition to more efficient heating sources. Of the furnaces we do sell, more will be used to supplement heat pumps instead of being used as a primary heating source.

We're proud to be recognized by the US Department of Energy (DOE) as a leader in inventing new heat pump capabilities. This recognition has led to us receiving a major award from the department under the Defense Production Act that will enable us to increase heat pump production by some 200 percent.

Example: **YORK YZV residential ducted electric heat pump**
The YZV heat pump exceeds US Department of Energy standards for heat pumps and ENERGY STAR cold-climate heat pump performance requirements at -15°C (5°F) ambient conditions, creating a reliable alternative to conventional fossil fuel combustion heating in even the coldest climates.

Help customers decarbonize


Enhance our digital solutions to help our customers further decarbonize operations

Continuous improvements in our product performance will help us make significant strides in reducing our carbon emissions and we can drive even greater efficiencies by digitizing the operation of those products. Doing so will ensure they run as efficiently as possible all the time, on the cleanest energy available, while enabling a modern and interconnected energy system.

Johnson Controls offers a digital portfolio including OpenBlue Enterprise Manager, OpenBlue Services, and Central Utility Plant Optimization that enhances HVAC equipment and building subsystems to minimize energy use, while maintaining building performance. We are working hard to create a future where every commercial product we sell is connected to a digital optimization system. As we build towards that future, we continue to use customer data to optimize our digital solutions and to better understand the impact they have on product operational carbon emissions.

OpenBlue Net Zero Advisor and Enterprise Manager

Our OpenBlue suite of applications includes Enterprise Manager, which produces real-time performance dashboards to drive energy and greenhouse gas emission improvements. This can also be integrated with Net Zero Advisor, which supports customers' increasing need for data and transparency when reporting to internal and external stakeholders. Seamlessly integrating with leading technology partners and existing building technologies, it digitally transforms buildings so that their hardware is monitored, connected and protected.



Principle:
We're committed to helping our customers reduce emissions through our products and services. With the launch of our OpenBlue Enterprise Manager, we have the ability to accelerate avoided emissions by leveraging energy performance data and artificial intelligence to optimize building operations and subsequent carbon emissions. In 2023, OpenBlue Enterprise Manager and OpenBlue Central Utility Plant helped our customers avoid an estimated 70,000 metric tons CO₂e, more than four times the avoided emissions of 2020.



Spotlight: NRG Park

NRG Park is expected to generate an estimated \$54 million in energy savings, while significantly reducing GHG emissions.



Encompassing 350 acres in Harris County, Texas, NRG Park hosts over 500 events and more than 5.5 million people annually at its sports, entertainment and event venues, namely NRG Center, NRG Stadium and NRG Arena.

Now, Johnson Controls, Harris County Sports & Convention Corporation (HCSCC), NRG Park and Harris County, Texas, are embarking on a historic sustainability and energy efficiency project. This 20-year energy savings performance contract is expected to generate more than \$54 million in savings that will fund the entire cost of the complex-wide upgrades, while also providing surplus savings that will be reinvested back into the Harris County community.


The project spans much of the complex, including upgrades to HVAC equipment, building automation systems (BAS), water conservation, life-safety systems and lighting, as well as high-efficiency chiller upgrades and the integration of Johnson Controls OpenBlue Central Utility Plant. As such, results will be measured and verified by Johnson Controls through an ongoing service agreement.

In addition to creating an optimized environment for NRG Park attendees, this project is also expected to reduce carbon dioxide emissions by more than 33 percent at NRG Park. This is highly significant for Harris County, which aims to reduce the county's carbon emissions by 40 percent by 2030 in line with its Climate Action Plan. Launched in January 2023, the Climate Action Plan outlines steps to reduce carbon emissions, including energy audits at outdated buildings and facilities to determine where energy-efficient equipment can be implemented, leading to better-performing facilities and long-term cost savings for the entire county.

To learn more about the NRG Park project, watch our video [here](#).

\$8.4 billion customer savings

Since January 2000, performance-contracting projects have directly delivered nearly 39 million metric tons in avoided CO₂e and are set to save more than \$8.4 billion for our customers through energy and operational savings over project terms.



Net Zero Buildings as a Service

In 2021, Johnson Controls launched Net Zero Buildings as a Service, which gives customers real flexibility with real results. It includes everything from upfront capital, design and construction decisions to supporting customers' decarbonization goals and reporting. Tailored to the needs and goals of customers, this can also include an energy savings program, on-site solar, battery and renewable energy supply, and expert advisory through to digital solutions.

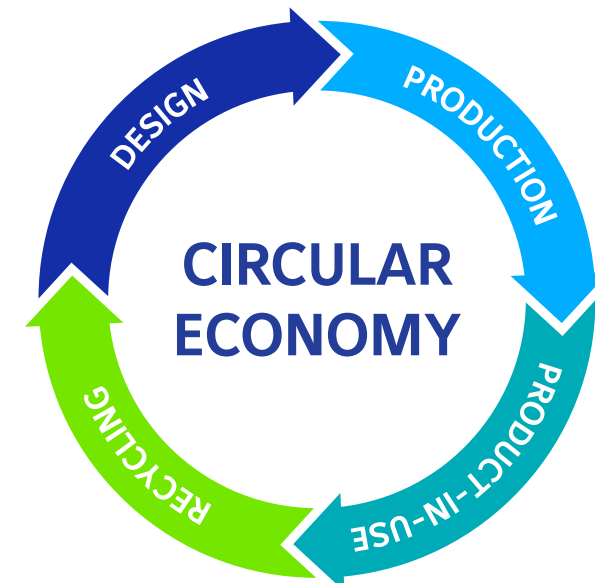
With our as-a-service offerings, neither lack of capital nor lack of expertise should stop organizations from launching ambitious decarbonization programs. In fact, with guaranteed operational cost savings, organizations aiming to preserve capital should be embracing as-a-service decarbonization as a financial imperative.

To learn more about how we combine comprehensive facility decarbonization solutions with innovative financing approaches, please visit: <https://www.johnsoncontrols.com/smart-buildings/net-zero-buildings/net-zero-buildings-as-a-service>.

Reduce embodied carbon of our products

To drive the shift to net zero buildings, we are not just looking at delivering net zero operations. We also focus on cutting the embodied carbon of our products. In fact, in new product development, we include sustainability throughout our stage gate review process for innovation and new product development, including key performance indicators for:

- 1 Material reduction
- 2 Use of recycled content
- 3 Elimination of single-use plastic
- 4 Design for end-of-life recyclability




These four areas align with our definition of sustainable revenue to demonstrate our focus during product development, while also delivering circularity principles at this stage.

Through the First Mover's Coalition, we're committed to purchasing 10 percent near net zero steel by 2030

As a founding member of the US State Department and World Economic Forum's First Movers Coalition, we're committed to reducing our impact in high-carbon sectors, dialing down carbon in one of the tough-to-abate sectors: steel. Through the First Mover's Coalition, we're committed to purchasing 10 percent near net zero steel by 2030. As such, Johnson Controls continues to make significant progress in reducing embodied carbon, with over 80 percent of our steel purchases in the US, and 50 percent globally, produced from recycled scrap materials using low-carbon electric arc furnace steel-making technology, which averages 60 to 75 percent less carbon than traditional blast furnace steel manufacturing.



Committed to purchasing 10 percent near net zero steel by 2030



Over 80 percent of our steel purchases in the US produced from recycled scrap materials

Circular steel program with Nucor Steel

In 2023, we launched a circular steel program with Nucor Steel. With this, 100 percent of steel scrap from five major US manufacturing locations, including Norman, Oklahoma and Wichita, Kansas, will be recycled in new purchased products. To complement this, we have a circular aluminum program that sees 100 percent of aluminum scrap from these same Norman and Wichita plants going back to our aluminum supplier.

As part of our program to reduce embodied carbon across our portfolio, we have also launched a closed-loop steel recycling partnership program with Nucor Steel, through which thousands of tons of scrap steel from Johnson Controls facilities will be recycled using electric arc furnace steel-making technology, which generates 60 to 75 percent fewer emissions than traditional steel manufacturing. As an added incentive, this will also allow us to purchase the resulting low-carbon steel products from Nucor.

Assessing product life cycle carbon footprint across our portfolio


In 2022, our product teams began using the Chartered Institution of Building Services Engineers (CIBSE) TM65 methodology to estimate embodied carbon in the materials used to construct our products. Today, we can use the TM65 standard to estimate the carbon emissions of almost any product we manufacture at each stage of its life, from production to disposal. In 2024, we'll expand our breadth in two key areas:

- 1 TM65 for new products**
 We'll continue to complete TM65 methodology calculations for existing products, while also beginning to require this evaluation as part of the new product introduction process for some product lines.
- 2 Track product weight through development**
 Tracking the weight of our new products through the development process will allow us to better evaluate opportunities for material reduction, while maintaining high product quality and safety standards. These material reductions will also contribute to a reduction of the overall product embodied carbon.



Case study: New Aalborg University Hospital

One of Denmark's most effective and most sustainable district cooling systems.



New Aalborg University Hospital (NAU) is a vast 330,000m² new hospital complex serving the entire region of northern Jutland, Denmark. While the hospital needs reliable equipment-cooling and air-conditioning systems, patients also need the air to be carefully filtered and conditioned to provide a comfortable temperature and humidity levels, especially in summer.

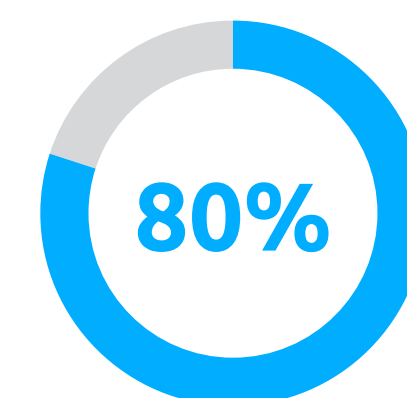
In fact, the district cooling provided by this project is up to eight times as efficient as conventional cooling.

The energy plant comprises a heat exchanger and pump facility with three Sabroe ChillPAC chillers and two Sabroe HeatPAC heat pumps, as well as other auxiliary equipment.


With this in mind, a district cooling solution was provided by Aalborg Forsyning, exploiting the low temperature found at the bottom of a nearby artificial lake to deliver cooling for air-conditioning, machines, servers and scanners. This project is expected to be one of the most energy-efficient refrigeration plants in the world, with an all-year efficiency of up to 23, where conventional plants range from two to five.

As a result, the new hospital can look forward to saving 80 percent on electricity compared to previous systems, while also delivering annual CO₂ savings of approximately 500 to 700 tons.

As an added benefit, the facility eliminates noise and vibration, and even occupies less space.



Saving 80 percent on electricity compared to previous systems



Savings of approx. 500 to 700 tons of CO₂

Case study: Zero carbon sportsplex

The City of Brampton’s innovative pilot program has the power to serve as a model for municipalities on the journey to net zero, demonstrating impactful action with tangible cost and energy savings.



The Susan Fennell Sportsplex in the City of Brampton, Canada’s ninth most populated city, is the site of the Zero Carbon Retrofit pilot project as part of the city’s long-term plan to be net zero by 2050. Johnson Controls conducted a thorough assessment of the 173,546 square-foot facility to guide a program that will enable the city to achieve net zero carbon operating emissions. Emphasizing operational efficiency and addressing updates to major building systems were critical considerations in the planning process.

Through energy conservation measures, electrification, innovative energy solutions, and carbon-free energy sources, the city is guaranteed outcomes based on achievement of GHG emissions reduction. The project includes HVAC upgrades and optimization,

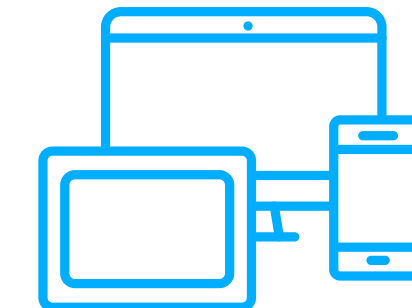
rooftop solar PV unit installation, a ground source heat loop, solar thermal pool heating and Johnson Controls OpenBlue technology to provide ongoing monitoring, measurement and reporting.

Digital energy-efficiency monitoring by Johnson Controls OpenBlue technology will help the complex meet the Canada Green Building Counsel’s Zero Carbon Building™ (ZCB) Performance Standard which requires annual verification.

Funding for this sustainability project includes a \$15.7 million investment through Infrastructure Canada’s Green and Inclusive Community Buildings (GICB) program and \$10 million in funding through the Green Municipal Fund’s Community Buildings Retrofit initiative.



Zero Carbon Retrofit pilot project



Johnson Controls OpenBlue technology to provide ongoing monitoring, measurement and reporting

\$15.7 million

Investment through Canada’s Green and Inclusive Community Buildings (GICB) program

Expected cost reductions of nearly **\$195,000** per year

The outcomes of the project will not only facilitate cost savings for the City of Brampton, with a reduction of annual utility costs by approximately \$195,000,

but also drive progress toward net zero goals and enhance the dynamic space for resident use. Fostering community awareness and involvement in these efforts, project progress will be on display on kiosks in the facility.

Supplier environmental impact

Engaging with our suppliers to build sustainable roadmaps for decarbonization

2-6 | 204 | 308-1 | 308-2 | 414

We quadrupled the sustainability rating weight on supplier scorecards in 2022

It's now weighted at 21 percent of preferred suppliers' global scorecards, making sustainability equal to cost, quality and delivery.

38% of our procurement spend, over 1,600 suppliers,

has undergone third-party independent sustainability performance assessments

With external stakeholder focus on lowering emissions and increasing energy efficiency, our suppliers play a key role in accelerating our delivery of net zero buildings.

Since its launch in 2021, the Johnson Controls Supplier Sustainability Program ensures our suppliers abide by the principles of our Code of Ethics through a detailed assessment covering environment, labor and human rights, ethics and sustainable procurement.


Currently, 38 percent of our enterprise procurement spend, accounting for over 1,600 suppliers, has been assessed in detail across each of these dimensions. Our target is to have detailed assessments of 50 percent of our supplier spend by the end of 2026 and 80 percent by the end of 2028. A full assessment is expected to be performed once every three years, provided there were no material changes related to the supplier, such as leadership, footprint or industry participation.

However, if a major change does take place, we'll require a new assessment to be performed within 12 months of the change.

Our supplier scorecards weigh sustainability equal to cost, quality and delivery in supplier performance evaluations. Our sourcing board reviews the supplier scorecard and specific sustainability ratings, while category managers also review relevant supplier evaluations.

Where a supplier has scored poorly, we expect all issues will be immediately resolved by the supplier or that the category manager will raise the issue with the procurement leadership lead for immediate risk mitigation.

Suppliers identified as high-risk require an improvement plan.



Greenhouse gas emissions

Johnson Controls has a global,
enterprise-wide commitment
to achieve net zero scope 1
and 2 emissions by 2040.



Material topic 2: Greenhouse gas emissions

Scope 1 and 2

302 | 305

Our approach - commitment to achieving net zero

Johnson Controls has a global, enterprise-wide commitment to achieving net zero scope 1 and 2 emissions by 2040, 10 years ahead of the goals set out in the Paris Agreement. Climate action is urgent and the time to act is now. We're ahead of schedule toward achieving this commitment, having already reached a reduction of 43.8 percent in scope 1 and 2 emissions, saving over 473,000 metric tons of absolute greenhouse gas emissions across our global operations since 2017.

Targets from our 2017 baseline:

- 25% reduction of energy intensity in 2025
- 25% reduction of greenhouse gas emissions intensity in 2025
- 55% reduction of absolute scope 1 and 2 emissions in 2030, as approved by the Science Based Targets initiative. Net zero scope 1 and 2 emissions in 2040 in alignment with The Climate Pledge

Our scope 1 and 2 carbon reduction strategy is driven by four key strategies:

1. Facility decarbonization
2. Refrigerant loss reduction in manufacturing
3. Fleet emission reduction through efficiency and electrification
4. Transition to renewable electricity globally

Metrics:

100% of electricity globally will be met or matched with renewables in 2040

We demonstrate our commitment to GHG emission reduction by:

- Providing full transparency of our GHG emissions through annual reporting and limited assurance by a third-party independent auditor
- We advocate for climate policy at global, national and sub-national levels that align with:
 - the transition to low-GWP refrigerants
 - incentives for buildings to operate more efficiently
 - the acceleration of the energy transition to renewable energy

2023 progress from our 2017 baseline

25 percent reduction of greenhouse gas emissions intensity in 2025

Progress: We set out to reduce emissions intensity by a quarter, a target we have more than doubled, reducing emissions intensity by 52.4% percent to date

52.4%
emissions
intensity
reduced

25 percent reduction of energy intensity in 2025

Progress: We have already achieved a 22.5 percent reduction of energy intensity to date

22.5%
energy intensity
reduced

55 percent reduction of absolute scope 1 & 2 emissions in 2030

as approved by the Science-Based Target initiative (SBTi). Achieve net zero scope 1 and 2 carbon emissions in alignment with The Climate Pledge by 2040

Progress: 43.8 percent absolute reduction of scope 1 and 2 emissions, eliminating over 473,000 metric tons of CO₂e to date

43.8%
absolute scope
1 & 2 emissions
reduced

100 percent of electricity globally will be met or matched with renewables by 2040

Progress: 42.1 percent of electricity purchased globally is met or matched by renewable energy

42.1%
electricity met
or matched by
renewables

Case study: Johnson Controls global HQ at One Albert Quay in Cork, Ireland



Our global headquarters is a LEED Gold-certified building, leading by example with effective space utilization, minimized energy consumption and optimized equipment performance.

The Johnson Controls global headquarters building at One Albert Quay in Cork, Ireland, is designed to LEED Gold standards. In fact, it's the first smart building in Ireland and is widely known for embracing new technology to benefit both its occupants and the environment. We wanted this building to be a blueprint of the future for smart buildings, leading the way in optimized occupant experience, safety and security, and sustainability. To achieve this, we turned to our OpenBlue technology and its suite of connected solutions, and the transformation has been clear for all to see.

Through our use of OpenBlue technology, we have delivered optimized space performance and seamless workplace experiences for occupants, including space booking, navigation, comfort controls and more.

In addition to this, automated equipment fault detection and diagnostics serve to further optimize comfort, reduce costs and ensure operations continuity.

However, One Albert Quay has also gained significant sustainability upgrades through OpenBlue technologies, including energy audits and advisories, as well as the measurement, monitoring and evaluation of progress toward carbon emissions and net zero energy goals. This has proved crucial in terms of defining sustainability strategies and is complemented by Green Hub kiosks in the building that highlight carbon goal accomplishments, increasing occupant awareness in the process.

Our global headquarters is now an inspiring example of smart sustainability for customers and visitors to experience. Our OpenBlue technologies have helped us to **reduce energy usage by 45 percent** through lighting optimization in unoccupied rooms, leading to **energy savings of around \$12,000 per year** and approximately **0.4 MT CO₂e per month**. In line with this, One Albert Quay is also zero-waste certified, prioritizing environmentally-conscious waste collection, treatment and disposal to meet the stringent waste management standards of the Johnson Controls global sustainability program.

Carbon transition: Scope 1 and 2 GHG emissions

The three primary contributors of our scope 1 and 2 emissions are energy usage at our global facilities, refrigerant loss in manufacturing and our global fleet. We measure emissions monthly, applying continuous improvement throughout the year, and have teams organized under our climate workstream to drive our carbon transition.

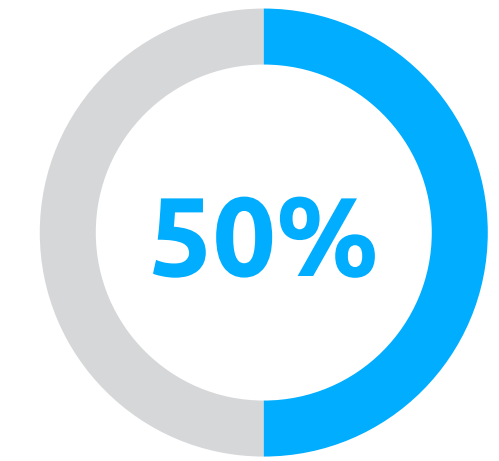
These teams develop strategies to achieve net zero, as well as three-year executable roadmaps to ensure organizational alignment on the improvement measures, timing and investments needed.

As of 2023, scope 1 and 2 emissions have been reduced by 43.8 percent since 2017, while 42.1 percent of our electricity globally is met or matched by renewable sources of energy.



Facility decarbonization

Buildings account for nearly 40 percent of all global greenhouse gas emissions and our Johnson Controls facility footprint is no exception. In fact, our facilities accounted for nearly 50 percent of our total scope 1 and 2 emissions in 2023.



With this in mind, we launched the Johnson Controls Facility Decarbonization Program in 2021 in collaboration with our Sustainable Infrastructure business. In this program, a cross-functional team of global facilities, operations, environmental health and safety, information technology and finance professionals, along with our in-market subject matter experts in building decarbonization, determine a cost-effective and impactful plan to net zero through high-efficiency infrastructure, cutting-edge software, renewable energy solutions and ongoing operations. This is the same approach we bring to customers with our Net Zero Buildings offering.

The first major stop on our journey was a 900,000-square-foot manufacturing plant in Norman, Oklahoma, that also served as a flagship research location and our Rooftop Center of Excellence. This project is on course to achieve a 43 percent reduction in emissions and \$960,000 in annual savings by the time of its completion in 2024.

In 2023, we launched the Facility Decarbonization Program at the next three major facilities in the United States: Grantley, PA; Waynesboro, PA; and Marinette, WI. Including Norman, OK, these four facilities contribute 40 percent of Johnson Controls scope 1 and 2 emissions from manufacturing sites in the U.S.

In addition, our corporate headquarter buildings in Glendale and Shanghai are both LEED Platinum-certified, while our headquarters in Cork is LEED Gold-certified. LEED certification is a third-party certification developed by the US Green Building Council, with platinum being the highest level of certification. These buildings serve as global examples of leading energy, water and material efficiency, along with building decarbonization.

Case study: Norman, Oklahoma

Our plant in Norman, Oklahoma, is expected to decrease its annual greenhouse gas emissions by 43 percent and generate \$960,000 in annual savings. The lessons learned will help power the decarbonization journey of organizations across the globe.



Johnson Controls decided its Norman plant, a 900,000-square-foot space, would be its first industrial site to be put on a path to achieve emissions reductions from major equipment and process upgrades.

How we solve for zero: design, digitalize, deploy

With our portfolio of solutions, we simplified the journey into three key areas:



Design

Our team of experts performed an in-depth assessment to set a course to design, digitalize and deploy upgrades to the facility without disrupting production. The Norman plant was selected as the first site because of its high potential impact.



Digitalize

Johnson Controls OpenBlue technologies and solutions were used so that we could create a healthier environment, while improving resource efficiency and carbon reduction. OpenBlue technologies unlock insights into emissions data, breaking down data silos and providing analytics that allow more efficient management of this complex, multi-faceted plant in order to deliver sustained lower emission outcomes. We connected the Norman plant, infrastructure and the grid so we could access data that was critical to making informed decisions, near real time, to solve for both cost and carbon.



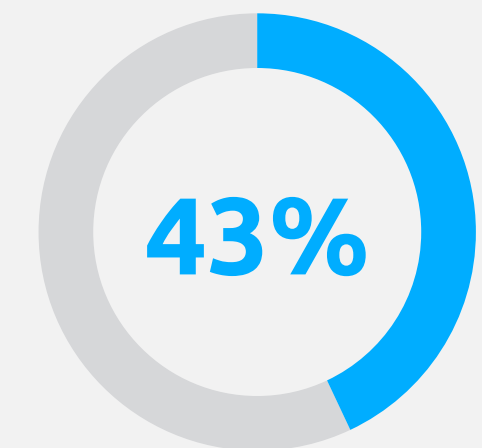
Deploy

We deployed key strategies to turn our plan into reality, including central utility plant redesign and retrofit, building envelope improvements, compressed air system replacements, plug load controls, water conservation measures and ongoing maintenance and management of efficiency improvements.

To further improve energy efficiency, a 1.56-megawatt solar photovoltaic carport solution with vehicle charging stations was installed to help meet energy demand with on-site renewable energy.

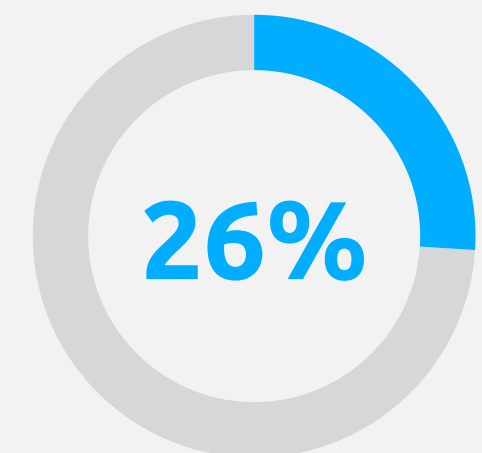
The project is expected to:

Reduce GHG emissions by 43 percent



Save 3,500 kilogallons of purchased water annually

Reduce energy consumption by 26 percent from a FY17 baseline



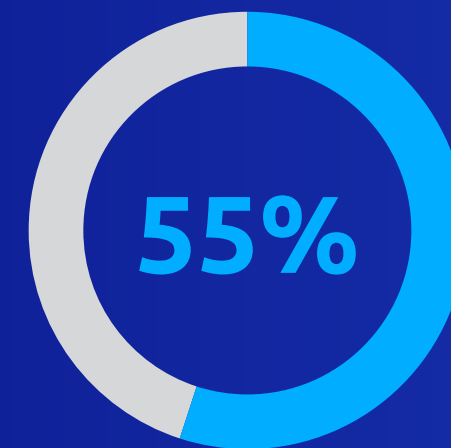
Deliver \$960,000 in annual energy, operating and maintenance savings

Refrigerant loss reduction in manufacturing

Our refrigerant decarbonization roadmap includes both the reduction of refrigerant loss within facilities and the global transition to products with low and ultra-low Global Warming Potential (GWP).

Our team of environmental health and safety, operations and research and development professionals works collaboratively to build the transition plan for decarbonizing our refrigerants. Due to the significant actions we're taking, emissions from refrigerants continue to drop and represented just 17 percent of overall operational emissions in 2023.

While our progress has been significant, we'll drive further improvements in 2024 and ensure that slashing carbon from refrigerants is a key and successful part of our drive to 55 percent operational emissions reductions by 2030.



To help achieve this, multidisciplinary management teams actively reduce refrigerant loss through:

- Annual goal setting
- Education and awareness
- Optimizing current management of processes, standards and protocols
- Investment, implementation and sharing of best management practices, including leak detection programs, digitization and monitoring

Refrigerant transition to low GWP

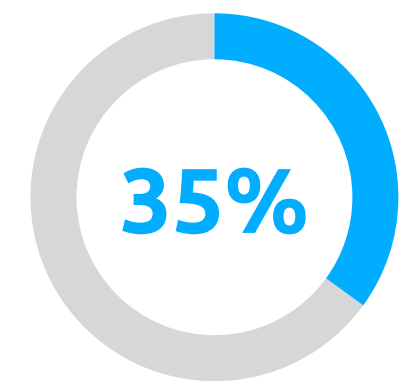
In 2023, we continued transitioning the refrigerants in our products to low GWP within our North America operations, a process we started in 2016. These changes will address policies that target the phase-down of hydrofluorocarbons (HFCs), including the American Innovation and Manufacturing (AIM) Act of 2020, a landmark law supported by Johnson Controls that will drive innovation in cutting carbon, as well as operational costs.

Over the next two years, we'll be fully transitioning US operations to low-GWP refrigerants and extending best practices to our global facilities.



Fleet emission reduction through efficiency and electrification

Our second largest contributor to GHG emissions is our global fleet, comprised of both field service operations and management fleet. In 2023, this accounted for more than 35 percent of our total scope 1 and 2 emissions. Over 72 percent of these emissions are in the US, 17 percent are in Europe, the Middle East and Africa, and the balance is across Canada, Mexico and Asia Pacific.



We have a formalized working group dedicated to fleet emission reductions, working on optimizing our current vehicle use and the transition to electric vehicles. We analyze our fleet performance on a monthly basis, including the use of telematics to understand trends and driving patterns. We systematically bring in fuel-efficient vehicles and right-size the equipment needed on our field service operations to decrease weight and increase load factors.

In 2023, Johnson Controls launched the Early Adopter Electric Vehicle (EV) program in the US, along with our first EV request for proposal across fleet manufacturers, giving us a thorough understanding of the industry, including vehicle capabilities and charging infrastructure, as we build our decarbonization roadmap to 2026. Our first full wave of electric vehicles will be implemented in 2024.

Transition to renewable electricity globally

We continuously seek lower carbon, renewable electricity.

In 2023, 42.1 percent of the electricity we purchased globally was met or matched by renewable sources of energy. To complement this, we have invested around the world to deliver renewable electricity directly to our facilities.

Sites with on-site renewable electricity:

- Glendale (US)
- Shanghai (China)
- Matamoros (Mexico)
- Puspokladany (Hungary)
- Neuruppin (Germany)
- Cologno (Italy)
- Corropoli (Italy)
- Kadi (India)
- Wuxi (China)
- Guangzhou (China)
- Taoyuan (Taiwan)
- Norman (US)
- Pune (India)



New solar projects to power operations with renewable energy

In 2023, Johnson Controls entered into an agreement with Constellation, the largest producer of carbon-free energy in the US, to support the development of two new solar plants to match the power needs of four major Johnson Controls facilities.


Starting in December 2024, this 15-year commitment will see Johnson Controls receive energy that's matched by Green-e® Energy-certified renewable energy certificates (RECs) to power four world-class Johnson Controls engineering and manufacturing facilities in Pennsylvania, all dedicated to advancing net zero buildings. The first is the New Freedom global research and development complex, where Johnson Controls is leading the charge in heat pump development, machines that enable the full electrification of buildings and generate three to eight times as much energy as they consume. The others include an advanced chiller manufacturing center and two facilities that are driving hyper-efficiency in industrial refrigeration applications.

Since 2021, we've also had a green tariff in Wichita, Kansas, near our 1.3-million-square-foot heating, ventilation and air conditioning (HVAC) manufacturing plant, with the capacity to produce 100 percent of this facility's electricity. The Johnson Controls Wichita plant receives its wind energy from Soldier Creek Wind Farm, a 300-megawatt wind farm in Nemaha County, Kansas.

The contract will result in an emissions savings of over 14,000 MT CO₂e as compared with the local grid.

100 percent of our US electricity use is met or matched by renewable electricity.

In addition to our renewable electricity and on-site renewables, we voluntarily purchase certified Green-e Energy renewable energy certificates (RECs) to match 100 percent of the greenhouse gas emissions for the remainder of our electricity use at our US office, manufacturing, research and development, and branch locations.





Social impact and employee experience

Our vision: foster a culture that attracts and engages people who want to make a difference.



Material topic 3: Social impact and employee experience

Our approach

Our vision: foster a culture that attracts and engages people who want to make a difference.

We firmly believe that our greatest resource is our people. They are what set us apart and allow us to achieve and maintain our exceptional standards. We also understand our role in empowering our employees to bring their authentic selves to work each day, in turn, adding value, fostering creativity and inspiring change across our organization.

In our operations and in our communities, we're committed to our vision of Zero Harm to people and the environment, and have created robust policies and strategies to support this vision.

Targets:

- Reduce recordable safety incidents by 25 percent in 2025 from our 2017 baseline
- Increase diverse supplier spend at a rate exceeding revenue growth
- 2.0M employee volunteer hours by the end of 2025
- 80% of volunteer hours aligned to the UN Sustainable Development Goals

We have developed ambitious strategies to address social impact and employee experience:

1. Implement diversity, equity and inclusion mission, vision and roadmap, including employee experience, business resource groups, learning and development, and external impact
2. Create a Zero Harm culture and drive employee well-being
3. Increase the representation of women leaders globally and minority leaders in the US

Metrics:

1. Grow employee engagement groups globally
2. Launch an initiative to educate the next generation of diverse leaders in the sustainable building industry

We demonstrate our commitment to social impact and employee experience by:

- Growing engagement across all Business Resource Groups (BRGs)
- Investing and engaging in the communities where we live and work

2023 progress

Reduce recordable safety incidents by 25 percent in 2025 from our 2017 baseline.

Progress: We have reduced recordable safety incidents by **34.6 percent** since 2017 and we continue to work toward our global vision of Zero Harm.

34.6%
reduction in recordable safety incidents

Increase diverse supplier spend with women- and minority-owned businesses at a rate exceeding revenue growth.

Progress: In 2023, we increased our spend on certified diverse business enterprises by approximately **41 percent** compared to 2022, achieving a significant year-over-year increase in diverse spend and greatly exceeding our goal.

41%
more spent with diverse suppliers

Volunteer two million hours and align 80 percent of volunteer activities with the United Nations Sustainable Development Goals (UN SDGs) by 2025.

Progress: Johnson Controls employees logged 61,521 volunteer hours in 2023, the most volunteer hours recorded in one year since 2017. Our employees have volunteered and recorded more than **1.92 million accumulated hours**, with **82 percent** of those hours aligned to the UN SDGs.

1.92
million volunteer hours

Metric: Grow employee engagement groups globally.

Progress: In fiscal year 2023, our Business Resource Groups (BRGs) made tremendous progress, with **new membership growing by 36 percent in just one year**. We also launched two new Business Resource Groups, Parents & Caregivers Together for parents and caregivers, and INSPIRASIAN for supporting and uplifting Asia Pacific Island heritage.

36%
increase in new BRG members

Metric: Launch an initiative to educate the next generation of diverse leaders in the sustainable building industry.

Progress: Since its inaugural year in 2021, the Johnson Controls Community College Partnership Program has been on track to **donate up to \$15 million** by the end of 2026 to expand access to educational programs in HVAC, fire, security and digital disciplines.

Now in 30 community colleges, the program engages students from historically underrepresented groups and supports them in preparing for and embarking on career paths in sustainable building practices.



Now in 30
community colleges

On track to donate up to
\$15 million
by the end of 2026

Diversity, equity and inclusion

302 | 305

We recognize the synergies that exist between culture and the employee experience.

As a result, we strive to curate a multi-dimensional, world-class employee experience, leading to a sustained culture of inclusion. We strongly believe in this approach because a sustained culture of inclusion, in turn, sustains a world-class employee experience.



One of our priorities is to ensure that we employ a workforce that reflects the communities we live in and the customers we support. We provide products and services across the globe and our workforce reflects the diversity of thoughts, ideas and lived experiences needed to serve all markets.

The power of our people is strong and we continue to leverage each individual's unique expertise to solve difficult customer challenges as a team.

Our competitive advantage is strengthened when we can recruit and leverage diverse backgrounds in an inclusive, high-performance culture.


Our diversity, equity and inclusion (DE&I) mission, vision and roadmap inform our strategies and drive business objectives, further enabling our culture of inclusion to succeed.

Our 2023 diversity, equity and inclusion annual report and our EEO-1 are reported and publicly available on our website. As of the end of 2023, 24% of our leaders globally were women and 25.1% of leaders in the U.S. were minorities.



Our mission

Empower every employee to take an active role in creating a culture that values uniqueness, celebrates creativity and drives innovation.



Our vision

Employees will bring their authentic selves to work each day. Our rich culture of inclusion will lead to inclusive mindsets and behaviors, unlock engagement, accelerate productivity and foster innovation - leading to exceptional customer outcomes.



Culture of inclusion

Our dedication to DE&I starts with our values. We lead with integrity and purpose, focusing on the future and aligning with our customers' visions for success. Our high-performance culture ensures that we have the best talent, always highly engaged and eager to innovate.

Diversity, equity and inclusion pillars



Employee experience

At Johnson Controls, we want every employee to feel supported, both personally and professionally. That's why we focus on employee experience and drive an employee-owned culture of inclusion that values and celebrates talent.

Business Resource Groups (BRGs)

BRGs consist of employees who share similar interests, backgrounds, experiences and/or characteristics. These employees share a common interest in professional development and improving corporate culture, leading to exceptional customer outcomes.

Learning and development

By embedding DE&I into the development tools and resources that support employee growth, as well as prioritizing continuous learning at all levels of the company, we continue to enable the mindsets and behaviors that foster our culture of inclusion.

Talent management

The Office of Diversity, Equity & Inclusion collaborates with our talent management teams to attract, develop and retain best-in-class talent from around the world.

External impact

We support the communities in which we live and work. We're proud of the partnerships we have cultivated and we continue to expand our global reach to form new relationships that align with our values and vision.

Metrics and measurement

We understand that without transparency, progress is not sustainable. Analytics inform our goals and drive inclusive outcomes.

Employee experience

Driving inclusive mindsets and behaviors in 2023: amplifying voices and actions

Recognizing employees who live our DE&I mission

Following a successful launch in 2022, we continued our employee **Diversity, Equity & Inclusion Distinction Awards in 2023**. These awards recognize employees who are living our company's DE&I mission by taking an active role in creating a culture that values uniqueness, celebrates creativity and drives innovation.

Employees throughout the organization can nominate individuals who have made substantial multi-business unit or enterprise impact. In fiscal year 2023, over 800 peer nominations were submitted, with 24 employees selected as winners by a committee based on program criteria.

The Diversity, Equity & Inclusion Distinction Awards also include a badge that allows employees to use our Bravo employee recognition platform to give real-time, peer-to-peer recognition to team members who have adopted key DE&I behaviors that promote our culture of inclusion.

**800 peer nominations
were submitted, with 24
employees selected
as winners**



Employee roundtables

We value the voices of our diverse talent and continue to use our employee roundtables to amplify those voices. These global sessions are hosted quarterly with the aim of providing team members with a sense of belonging, ownership, autonomy and empowerment regarding their careers and their ability to contribute to the culture and work processes at Johnson Controls.

The goals of these roundtable discussions include:

- Providing a safe, open forum to capture transparent employee feedback and foster leadership connection
- Understanding how DE&I resonates personally with team members
- Garnering feedback about the overall employee experience at Johnson Controls
- Understanding the sentiment among field and front-line workers regarding our DE&I culture



Perspectives Listening Series

Over the last year, thousands of employees attended the Perspectives Listening Series to engage in honest, courageous and authentic conversations between colleagues on workplace-related topics that are timely and relevant to employees, our communities and global society.

These sessions encourage meaningful discussions between employees that highlight unique experiences, diverse mindsets and the prevailing resilience our employees bring to work each day.

Global initiatives

Dimensions pilot

In 2023, we announced Dimensions, a new self-nomination talent development program. It was created in response to data, internal feedback and research that reflected a potential gap in experiences, development and networking opportunities for underrepresented employees.

The six-month curriculum includes webinars, curated learning sessions, mentoring and more.

Sponsoring BRGs:



Sessions are offered to progress competencies aligned with our talent development and career tools and processes. Each session features a business leader who provides additional context to the session topic, as well as encouragement to program attendees.

Supplemental curriculum is also provided, while small groups allow participants to collaborate.

Future Leaders Internship Program

The Johnson Controls Future Leaders Internship Program was named on Way Up's 2023 Top 100 Internship Programs list in North America.

This robust, best-in-class intern experience curates a rich, challenging and rewarding experience for each intern through engaging programming, including:

- An eight-week innovation challenge
- Weekly leader-led professional development sessions
- Group networking with our employee-led resource groups
- Volunteering opportunities within local communities

The program provides structured opportunities to grow both professionally and personally, with access to our senior leaders, including our Chief Executive Officer, providing an enriching experience for interns and leadership alike.

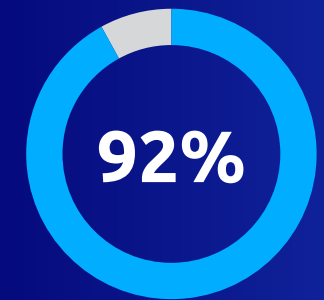
In fiscal year 2023, 398 interns took part in the Future Leaders Internship Program worldwide, with a notable 92 percent participation rate in the innovation challenge. In addition to this, of the interns who took part in the program, 41 percent were female and 47 percent were diverse.

We have purposefully identified key performance indicators and metrics for this program, which we monitor alongside numerous pulse surveys throughout the internship to ensure the program not only meets, but exceeds the expectations of our interns and their managers. The primary goal is to ensure each intern finishes their program enriched with new experiences, new skills, strengthened professional competencies and an expanded network to yield additional professional opportunities.


Our hope is that when each intern completes the program, they feel a great sense of belonging and seek out opportunities to start their professional careers at Johnson Controls.



398
interns in 2023



92%
participation rate in
the innovation
challenge



**One of Way Up's 2023
Top 100 Internship
Programs in North
America**

One Albert Quay Art Gallery

During Ireland's national culture week in September, we inaugurated our on-site art gallery at One Albert Quay, Cork.

The Quays Gallery is reset every quarter with employee art and makes use of a beautiful space, giving everyone a chance to share their creative side.

In January, we displayed a photography exhibition entitled New Beginnings. Following this, our June exhibition was inspired by the Johnson Controls sustainability report, while in September, our theme was World Cultures.

The Gallery is currently exhibiting the new Business Resource Group (BRG) logos and will exhibit a trees-themed exhibition for Earth Month using recycled frames and photographs printed on recycled paper.



India Engineering Center

Our India Engineering Center has played an integral part in driving our DE&I mission.

Since its formation in 2019, the team has developed initiatives that align with the global DE&I mission, vision and pillars.

For example, the JobsForHer event in Hyderabad, Pune, focused on gender diversity and people with disabilities. It included strategies for promoting gender diversity in the workplace, including gender-neutral hiring, as well as development programs, mentorships and preparation programs for students at women's colleges. The event also addressed gender balance across career levels and the pandemic's impact on diversity ratios.

Discussions explored strategies for attracting diverse talent, advancing careers for individuals with disabilities and promoting equal opportunities, emphasizing the importance of inclusive facilities.

This event highlighted the challenge of turning policies into action and stressed the importance of consistent implementation in advancing diversity and inclusion efforts.

South Africa initiatives

Growth in the employment equity plan

There has been significant growth in our employment equity (EE) plan, which is designed to achieve set goals outlined in the five-year plan. The targeted focus includes improving representation at various levels of the organization and we have already seen growth in the employment of designated groups, including diverse representation within top management.

Breakfast engagements with female team members

Launched in fiscal year 2023, these engaging breakfast sessions provide a platform for female team members to discuss their experiences, challenges and aspirations, further fostering a supportive and inclusive environment. During these sessions, participants are encouraged to discuss topics freely and openly.

Cork Pride parade

In July, Johnson Controls team members walked in the Cork Pride parade to celebrate our local and international LGBTQIA+ communities and their allies, demonstrating that we can show up as our authentic selves, no matter who we love or how we identify.



Business Resource Groups (BRGs)

A rich culture of inclusion relies upon an engaged and productive employee population that feels not only empowered, but excited to drive outcomes that matter for the communities we serve.

Employees involved in BRGs power our culture at Johnson Controls, providing strategic support for the initiatives that make our people safer, our buildings smarter and our world more secure.

Our BRGs consist of employees who share similar interests, backgrounds, experiences and/or characteristics. These employee-driven groups connect with and support one another, while providing a safe environment for respectful dialogue that encourages progress and growth.

While the tangible benefits of BRGs are measured by membership growth, talent retention and consistent innovations, the inspiring actions, engaging discussions and meaningful progress that took place across Johnson Controls throughout fiscal year 2023 highlighted the unquantifiable value BRGs bring to our company.

Growth and global footprint increase

Our Business Resource Groups (BRGs) made tremendous progress in fiscal year 2023, growing new membership by 36 percent in just one year. We also launched two new Business Resource Groups, Parents & Caregivers Together for parents and caregivers, and INSPIRASIAN for supporting and uplifting Asia Pacific Island heritage.



Global Sustainability Network
Business Resource Group

Our community for employees passionate about our company's sustainability mission



INSPIRASIAN
Business Resource Group

Our community for supporting and uplifting Asia Pacific Island heritage



JC4e
Business Resource Group

Our community for LGBTQIA+ employees and allies



UNlimited
Business Resource Group

Our community for employees living with disabilities and caregivers



ONYX
Business Resource Group

Our community for Black and African employees and their allies




Parents and Caregivers Together
Business Resource Group

Our community for working parents and caregivers



SYNERGY
Business Resource Group

Our community of emerging young professionals



UNIDOS
Business Resource Group

Our community for Hispanic and Latinx employees and their allies




Veterans Engagement Team
Business Resource Group

Our community for veterans around the world, military families and supporters



Women's Global Network
Business Resource Group

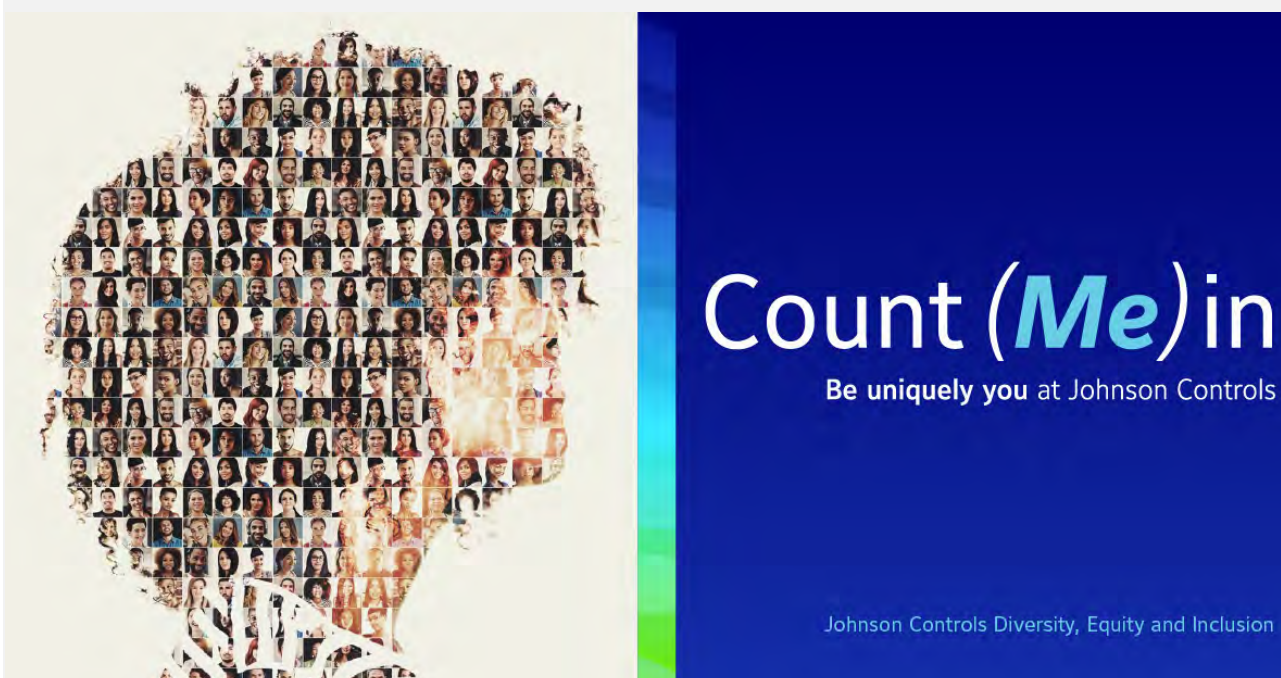
Our community for supporting, uplifting, engaging and inspiring women



Count Me In

Count Me In is a voluntary self-identification campaign that was launched as part of the Johnson Controls DE&I strategy to encourage employees globally (where permitted) and across all levels of the organization to self-identify. Count Me In enables employees to define themselves according to certain diversity elements and characteristics, such as race, ethnicity, gender identity, disability and sexual orientation.

The campaign gives our employees the opportunity to bring their whole authentic selves to work, while helping Johnson Controls enhance overall employee experience with an increasingly supportive and inclusive work environment.



Learning and development

We strive to incorporate diversity, equity and inclusion into our learning and development experience at Johnson Controls.

DE&I is embedded into leadership development programs, while opportunities to engage in virtual instructor-led workshops and self-service on-demand DE&I learning content are available to employees throughout the year.

Diversity, equity and inclusion learning series

In 2023, thousands of employees attended over 80 live DE&I workshops, including the first open-enrollment session advertised to employees. As a result of this success, we even expanded our facilitator network, with upwards of 30 facilitators certified throughout the year in Spanish, Portuguese, Hindi, Simplified and Traditional Chinese, Malay, Japanese, German, Italian and French.

Though geared towards hiring managers, the content is freely available to current and future leaders, and includes:

- Understanding the Johnson Controls DE&I strategy and why workplace diversity matters
- Exploring common types of workplace bias, the science behind unconscious bias and how to interrupt bias in our hiring, performance management and decision-making processes
- Getting comfortable with being uncomfortable and creating an inclusive culture and a sense of belonging in the workplace
- Learning strategies to become a more inclusive leader, understanding how to foster psychological safety and creating personal commitments to furthering our culture of inclusion

Self-paced learning: DE&I channel

In 2023, we expanded the web-based learning content on the in-house DE&I channel within the Johnson Controls Learning Hub, our platform for learning content. Modern and intuitive, this platform uses artificial intelligence and machine learning that allows employees to own their learning experience.

13 new DE&I learning pathways and one new learning journey were deployed on the platform in fiscal year 2023 to encourage DE&I self-service engagement. As a result, enterprise self-service DE&I learning hours increased by 34 percent.

Four engagement campaigns were also launched, resulting in a 117 percent increase in completion of the DE&I at Johnson Controls core learning journey, a 76 percent increase in followers of the DE&I channel and the addition of 2,771 new users.

Diverse hiring councils

Hiring managers with strong records of diverse team building and high-potential individuals serve on diverse hiring councils.

Council members partner with hiring managers and talent acquisition to assist with recruitment strategies, social media sharing and interview panel participation and calibration, among other responsibilities.

In FY22 and FY23, councils were created to support our global products, global supply chain, engineering and manufacturing strategy, commercial sales and building solutions North America business. We also added councils to support our building solutions EMEALA business, while establishing processes to help even more locations create councils.



Talent acquisition

We support the continued attraction of top talent from across the globe with diversity, equity and inclusion embedded in our recruitment processes, candidate experience and hiring commitments.

Our talent acquisition teams put immense effort into identifying, attracting and recruiting diverse talent around the globe. They're committed to providing our businesses with a qualified, balanced and diverse talent slate during the recruitment process. To complement this, we have also hired dedicated diversity talent acquisition leaders in order to focus on growing our diverse workforce.

We strive to provide career advancement opportunities for our employees. In fact, more than half of our management positions are filled by internal talent. With a constantly evolving marketplace, we're also committed to workforce development strategies that open new hiring channels for diverse talent.

Investing \$15 million

over five years to help expand community college associate degree and certification programs

Some of these new hiring channels and development strategies include:

- Engaging with our Business Resource Groups (BRGs) on employee referrals and engagement
- Partnering with diversity-focused organizations across the globe
- Instituting diverse hiring councils across the business to help increase awareness of our hiring practices
- Investing \$15 million over five years to help expand community college associate degree and certification programs in health, ventilation and air condition (HVAC), fire and security and digital building automation systems across the United States
- Expanding our Future Leaders Global Internship Program in our EMEA and APAC regions

In addition to our internal posting process, our career opportunities are also shared via a variety of external diversity-focused job boards and organizations, helping us reach a more expansive talent pool.



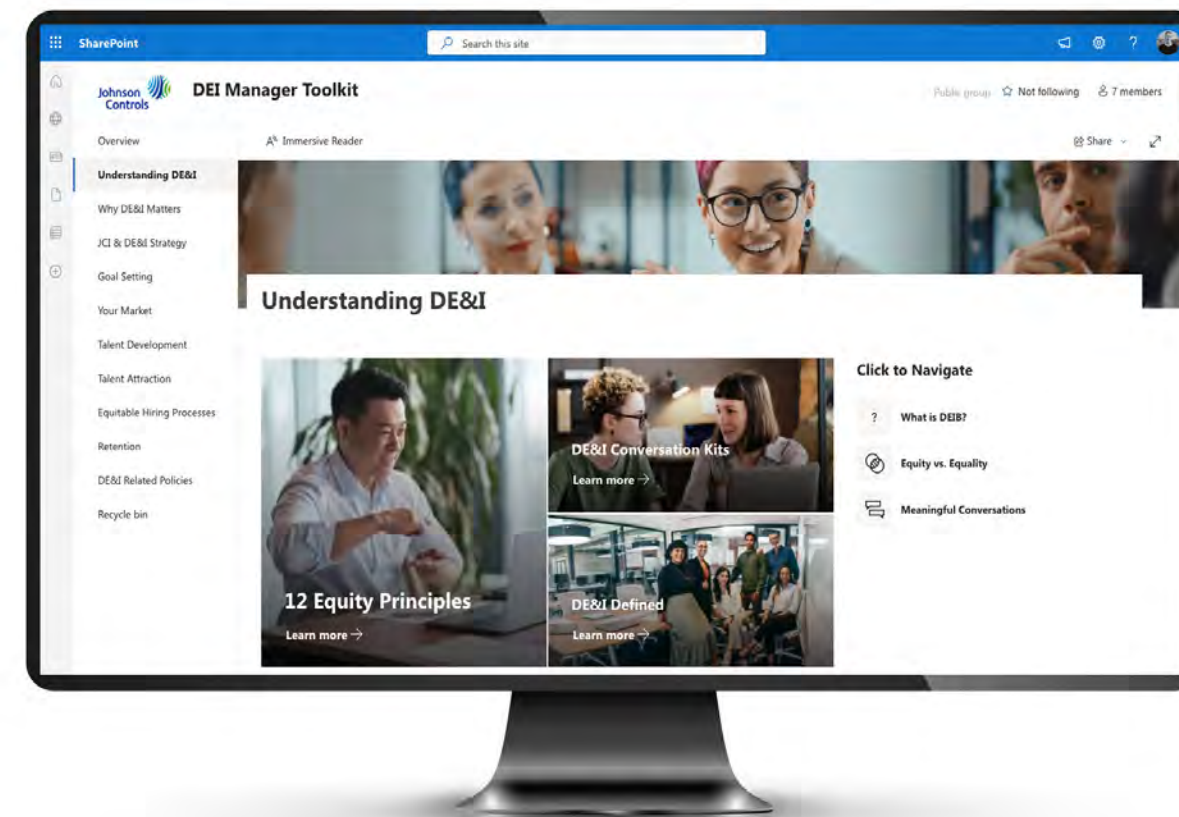
Diversity hiring manager toolkit

In partnership with talent acquisition, the office of DE&I developed a comprehensive 75-page guide for hiring managers to enable best-in-class attraction, development and retention of diverse talent.

This toolkit supports hiring managers' understanding of:

- Diversity, equity, inclusion and belonging
- The business case for creating teams that are diverse
- Our Johnson Controls DE&I strategy, mission and vision
- Building their own DE&I people strategy by leveraging connections to various assets and groups that can help them recruit and hire diverse talent
- Resources and processes to develop their teams into high performers ready for their next role
- Tools to create an inclusive workspace and retain talent that is diverse

This toolkit is designed to be a central source of policy, driving behaviors that ensure employees refrain from engaging in discrimination during our employment process.



Talent acquisition workshops

Building an inclusive workforce: navigating market trends and best practices for hiring managers

We understand that it's crucial for organizations to embrace diversity and inclusion in order to thrive. With that in mind, we're committed to doing not only what's right, but what will allow us to keep innovating in today's rapidly evolving business landscape.

In FY23, our building solutions North America (BSNA), talent acquisition and DE&I teams launched an interactive workshop designed specifically to equip hiring managers with the knowledge and tools necessary to build a diverse and inclusive workforce. The team hosted a total of 11 workshops for business areas across the US and Canada, with participants gaining a comprehensive understanding of internal representation in their area, as well as market trends and the importance of attracting top talent with diverse skillsets.

Through insightful discussions and practical exercises, hiring managers also learned how to craft inspiring job descriptions that resonate with candidates, ensuring that their open roles stand out in competitive job markets, while providing clarity on job requirements.

Equitable candidate selection was another key focus for hiring managers. Together, participants assessed their abilities to identify transferable skills and discussed strategies to eliminate bias and ensure a fair evaluation process. They were also reminded of the importance of structured interviews, consistent assessment methods that promote diversity and inclusion, and strategies to increase applicant pools.



Talent mobility

We're committed to not only finding the best talent, but developing our employees at all levels to ensure we have the right talent, in the right place, at the right time.

With this in mind, we completed a deep dive on how we rate and evaluate talent across the organization to better understand opportunities for building robust and diverse talent pipelines. By applying a more strategic approach to talent mobility, we broadened the conversations around how we evaluate and assess talent.

When it comes to identifying and cultivating our emerging diverse talent, data analytics are key, providing additional opportunities

and setting employees up for success. Leaders were also provided with tools and resources to help make objective assessments in the pursuit of diverse high-performing talent, bringing awareness to existing trends and the role biases, including unconscious biases, can play. This created increased engagement and understanding, while also giving leaders the opportunity to see diversity both holistically and at the grade level.



External partnerships

Diverse recruiting is key to ensuring we employ a workforce that represents all our customers and stakeholders at every level of the organization.

As a result, we place great emphasis on identifying, attracting and recruiting minority and female talent. We also partner directly with several organizations to ensure diversity in our candidate pools.

Some of these partners include:

- Society of Hispanic Engineers
- Latino Worker Project
- The Future of STEM Scholars Initiative
- Society of Women Engineers
- Department of Defense (DoD) Skillbridge Program
- American Corporate Partners (ACP)

Diversity recruiting outreach


In alignment with the Office of Federal Contract Compliance Programs (OFCCP), we have implemented several outreach and recruitment efforts, including those utilizing technology, agencies and non-profit organizations. Our goal is to leverage these tools to act affirmatively and to increase exposure of our employment opportunities to certain groups that require good-faith outreach as defined by the OFCCP.

- SeekOut sourcing platform**
 SeekOut is a recruiting platform that specializes in hard-to-find talent. SeekOut also provides critical insights around diversity, helping you to reduce unconscious bias and to find underrepresented candidates. We work with SeekOut to build diverse pipelines with guidance from the platform's usage of external data.
- Executive search agency partnerships**
 Executive search agencies support diverse talent attraction for business groups where we see lower percentages of diverse talent in the external market supply according to Talent Neuron and LinkedIn Insights data. Some of these areas include plant management, operational leadership, commercial sales leadership and field sales. These agencies focus on increasing our exposure to diverse candidates in North America that align with these target business areas so that we're more likely to have diverse applicants for open positions.
- Talent acquisition – diversity sourcing team**
 We've expanded our talent acquisition team so that we can better identify diverse talent for our existing and future job openings. The new employees bring experience working with diversity organizations in North America, as well as technical skills that enable us to increase visibility of job openings among diverse talent. This team also works with others across our company to review job postings in order to prevent any adverse impact on any group under protected categories as outlined by the Equal Employment Opportunity Commission (EEOC), the Office of Federal Contract Compliance Programs and other federally-guided institutions.
- DE&I early career development**
 Our early career team has access to diversity databases from organizations like SHPE, SWE and NSBE, which they use in recruiting diverse talent for our early career internships and rotational programs. Using these sources, we invited over 1,800 students to an annual DE&I early career symposium at Johnson Controls, in line with our ambition of delivering good-faith outreach to institutions with diverse populations.
- Veterans**
 Skillbridge is a program sponsored by the Department of Defense (DoD) to allow active-duty service members to participate in on-the-job training at a corporate civilian company for around 12 weeks. We're currently partnered with Hiring Our Heroes, who work with the DoD and Johnson Controls to help attract candidates.

In addition to our commitment to diversity, equity and inclusion within Johnson Controls, we also have a deep commitment to the communities surrounding the locations where our employees live and work.

See the 'Community investment and engagement' section of this report to learn more.





Community investment and engagement

202-2 | 203-2 | 413-1 | 413-2

We're committed to advancing the well-being of our communities and our planet, while supporting smart, healthy and sustainable tomorrows.

Through our philanthropy and community engagement, we strive to improve the lives of individuals and to strengthen communities through employee volunteerism and financial support for organizations.



Smart

We support organizations and programs that increase access to education, especially in the areas of science, technology, engineering, the arts and math (STEAM). This includes direct support to universities and indirect support to K-12 schools through partnerships with non-profit organizations whose programs drive student success.

Healthy

We support organizations and programs in the areas of economic mobility, safety, housing and homeownership, and health.

Sustainable

We support organizations and programs that help communities become more sustainable, including those that preserve and protect the environment and relief efforts following natural disasters such as floods, fires, hurricanes and earthquakes.



Promoting a global culture of generosity

To promote a global culture of generosity, we provide strategic programs that integrate community involvement with business goals and drive employee engagement, intentionally drawing a connection between corporate funding and employee volunteerism to multiply our impact, particularly in underserved communities.



Our programs provide numerous ways for our employees to get involved and support causes important to them. Total giving in 2023 included a combined \$12.7 million from Johnson Controls and the Johnson Controls Foundation, as well as \$2.9 million from employees. In addition, Johnson Controls employees logged 61,521 volunteer hours in 2023, the most volunteer hours recorded in one year since 2017. Our employees have volunteered and recorded more than 1.92 million accumulated hours towards our goal of two million volunteer hours by the end of 2025. 82 percent of these volunteer hours are also aligned to the UN Sustainable Development Goals (SDGs), with the top SDGs supported including Sustainable Cities and Communities, Quality Education, Zero Hunger, Life on Land and Good Health and Well-Being.

In addition to this, we also give back in the communities where we have a presence through our long history of supporting United Way. Through its strategic approach to advancing initiatives in education, economic mobility and health, United Way is engaged in solving some of the most challenging issues facing the communities where our employees live and work. To add to this connection, our CEO serves on the board of the United Way of Greater Milwaukee and Waukesha County, the location of our North American headquarters. Alongside many of our Executive Committee members and countless colleagues from throughout our organization, our CEO is excited to be on the front lines, pitching in on initiatives to paint homes and to ensure that kids have backpacks with necessary school supplies and that parents have diapers and other sanitary and nutritional necessities to support their families.

Each year, we hold an employee giving campaign in support of United Way, where many of our employees donate generously and volunteer for their local United Way, as well as other organizations supported by United Way in their communities. Last year, our campaign led to nearly \$4 million in contributions to critical United Way organizations.

Total giving

\$12.7 million

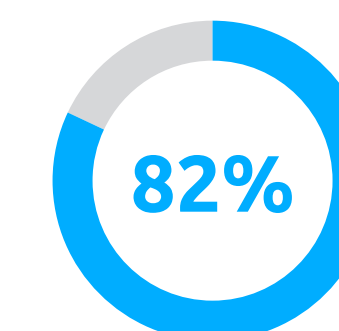
from Johnson Controls and the Johnson Controls Foundation

\$2.9 million

from Johnson Controls employees

61,521

volunteer hours logged in 2023



82 percent of these volunteer hours are also aligned to the UN Sustainable Development Goals (SDGs)

Community engagement

202-2 | 203-2 | 413-1 | 413-2

In alignment with our company vision and values, we strive to be a good neighbor and a positive community partner.

We consider the communities where we do business as important stakeholders and we believe that community involvement and engagement programs enhance our relationships with our communities, customers and employees.

Through our employee volunteerism and philanthropic efforts, we aim to improve the lives of individuals and to strengthen communities, in turn creating smarter, healthier and more sustainable tomorrows.

As part of our community engagement strategy, we:

- Focus on organizations that serve locations where we have a significant presence and those with a national or global reach
- Prioritize underserved populations and communities
- Align with UN Sustainable Development Goals
- Help through financial and in-kind contributions, as well as volunteer support



We encourage our employees to become involved with their local communities and to support causes that are important to them, recognizing what an incredibly rewarding experience it can be to give back and to build connections with the community.



We also encourage employees to form volunteer teams and to work with local non-profit organizations to build smart, healthy and sustainable communities.



When employees log volunteer hours, Johnson Controls recognizes their volunteer time with a \$10-per-hour contribution to the non-profit organizations they're passionate about. Similarly, when employees donate to eligible non-profit organizations, their donations are matched dollar for dollar, in accordance with the parameters of our gift-matching program.



Our community engagement occurs in many ways throughout the year, including through several key philanthropic and volunteer initiatives.

Community College Partnership Program expansion

Launched in 2021, the Johnson Controls Community College Partnership Program in North America provides funding to expand associate degree and certificate programs in heating, ventilation and air conditioning (HVAC), fire, security and digital disciplines.

These grants support the programming, personnel and equipment necessary to recruit and retain students and ensure they're successful in completing of a certificate or degree program.

The program aims to enroll students from historically underrepresented groups in local technical college programs to highlight thriving career paths, spur local economic development, narrow the global skilled labor gap and support students who may otherwise not have had the opportunity to attend college.

To this end, the program announced 10 partner colleges in North America in each of 2021, 2022 and 2023. All colleges in these three North American cohorts received an initial grant of up to \$100,000, renewable for up to three additional years. By the end of 2026, Johnson Controls anticipates providing approximately \$15 million in total funding through this program.

By 2026
\$15 million
funding through this program



To add to this, more than 100 of our employees currently serve as volunteer educators and mentors as part of the program, providing students with tutoring, counseling and real-world experiences. We're also launching a formal mentoring program for the students, with an eye toward ensuring an increasing number of students have a personal connection to a professional in the field. Johnson Controls mentors receive training to effectively support students in pursuing a career pathway towards a family-supporting job.

To date, this program has served more than 2,600 students. Of those, more than 500 students have received scholarships to cover their tuition, books and tools. Many of the colleges have also implemented support and scaffolding measures to retain and ensure student success, such as retention specialists, career coaches, mental health therapists, childcare, transportation and emergency funds for students who are experiencing food, housing or clothing insecurities. Through this program, we strive to provide students with the education, mentorship and support needed to prepare them for a career path in the sustainable building practices.



College Partnership Program in India

Our College Partnership Program in India grew from two to three colleges this year, with a college in Gurgaon adding to the two colleges Johnson Controls supports in Pune. Unlike the North American program, which aims to develop skilled technicians, this program focuses on giving tuition support to women from impoverished areas who aspire to attain bachelor's degrees in business-related skills.

Funding also helps support skill development programming and related education needs for students.

A committee of Johnson Controls volunteers also works with students on the soft skills needed to enhance their employability, providing coaching in confidence and business etiquette, as well as training sessions in business writing, digital literacy and other functional skills.

Johnson Controls Foundation

To ensure robust philanthropic support for communities, Johnson Controls makes financial contributions to the Johnson Controls Foundation, a separate entity from Johnson Controls with its own charter and board of directors.

The foundation supports smart, healthy and sustainable tomorrows through its philanthropic giving, including direct grants to non-profit organizations, significant gifts to United Way and the Milwaukee United Performing Arts Fund, scholarships for employees' children and matching contributions for individual employee and retiree gifts to eligible non-profit organizations.

To learn more about the Johnson Controls Foundation, [click here](#)



Investment in our neighborhood of focus

Since 2015, the Johnson Controls Foundation Neighborhood Initiative has provided funding to non-profit organizations serving the challenged neighborhoods just minutes from the company's North American headquarters.

This past September, we announced our continued commitment to these neighborhoods by launching four Smart and Healthy Neighborhood grants. With this, four Milwaukee-based organizations will each receive \$300,000 in funding over a two-year period, representing a \$1.2 million investment from the Johnson Controls Foundation. The four organizations selected – Greater Milwaukee Urban League, Silver Spring Neighborhood Center, Boys & Girls Club of Greater Milwaukee and Milwaukee Parks Foundation – will offer transformative programming in the neighborhood, with grants helping to advance education, workforce development and health initiatives.

By channeling both funding and employee volunteer resources into these select non-profit organizations, Johnson Controls aims to create a more sustainable and prosperous future for our neighbors on Milwaukee's northwest side, aligning with our broader vision for a healthier, smarter and more sustainable world. These grants also represent a change in approach for the Johnson Controls Foundation, moving from broad support of many non-profit organizations to more significant grants being awarded to fewer organizations.

To learn more about this initiative, simply [click here](#).



\$1.2 million

for four Milwaukee-based organizations
over a two-year period

Expanded partnership with Habitat for Humanity

In 2023, Johnson Controls announced significant commitments to Habitat for Humanity International and Milwaukee Habitat for Humanity.

This included a \$750,000 grant from the Johnson Controls Foundation to Habitat for Humanity International to support its mission to build homes, communities and hope in partnership with families in need of decent and affordable housing.

In addition, donations to Milwaukee Habitat for Humanity totaling approximately \$550,000 were also announced in 2023, including a \$150,000 grant from the Johnson Controls Foundation and in-kind product donations from Johnson Controls. Product donations included furnaces and air conditioners, fire detection and suppression devices, smart thermostats and security systems that will help support 90 new Habitat homes being built in partnership with local families.

Johnson Controls employees regularly volunteer alongside Habitat homeowners who are building or improving their homes in numerous communities where Johnson Controls has a presence. In line with this, more than 30 Johnson Controls employees, including CEO George Oliver and members of our Executive Committee, volunteered on site with Milwaukee Habitat for Humanity this past year.



Volunteer Network program continues to grow

Our Volunteer Network was established in 2022 to facilitate transformative experiences between our dedicated employee volunteers and local community partners.

This unique initiative, which serves as a cornerstone of our commitment to sustainability, has proven to be a powerful driver of volunteerism.

First launched in the US, Ireland and Mexico, the Volunteer Network has expanded over the last two years and now has a presence in 12 countries, including Argentina, Brazil, Chile, Colombia, Costa Rica, India, Canada, the United Kingdom and Belgium. This expansion reflects our dedication to creating a global impact and fostering deeper connections between our employees and the communities we serve.

The program played a pivotal role in Johnson Controls achieving more than 61,000 volunteer hours in FY23, a 36 percent increase from the previous year. Of these hours, 82 percent were aligned with one of the 17 United Nations Sustainable Development Goals (SDGs), with approximately 26 percent connected to Sustainable Cities and Communities, 25 percent connected to Quality Education and nine percent connected to Zero Hunger.

Our innovative approach empowers our employees to make a meaningful difference in their local communities, guided by passionate executive sponsors and community leaders in each country. Together, they provide the essential tools and guidance that enable our volunteers to contribute positively to various causes.

Below are just two examples of the many volunteer engagements led by our Volunteer Network last year:

- During Intern Week of Action in India, nearly 80 volunteers participated in the Rise Against Hunger initiative, working over 154 hours and packaging more than 20,000 meals to help children and families thrive
- In Mexico, over 840 employees volunteered 2,500 hours in collaboration with 14 organizations, including Blooders, Mexican Red Cross, United Way Mexico, Teletón Foundation, Robotix, and Special Olympics, to award \$25,000 in volunteer rewards to deserving organizations

Zero Harm - health, safety and well-being

202-2 | 203-2 | 413-1 | 413-2

Health and safety is critical to our success. We're committed to our Zero Harm vision to create a safe and healthy work environment for our employees, our vendors and contractors, our visitors and our communities.

Our Zero Harm vision builds on the pillars of safety, environment and health and wellness, with multiple stakeholders from across the organization collaborating on improvement initiatives within these pillars.

Our health and safety programs are designed to provide a safe working environment. These initiatives focus on how employees work at our manufacturing and customer locations in our installation and service businesses, striving for a safe environment by eliminating unsafe conditions and acts.



These programs rely on a systems management approach to ensure compliance and continuous improvement. As a result, we have several mechanisms and processes in place to prevent non-compliance.

At the enterprise level, we have established common processes and standards that apply to all Johnson Controls operations, supplemented by additional processes and standards set by the respective global manufacturing or regional field businesses. For example, our Johnson Controls Manufacturing System defines standards for a range of topics, including environment, health, safety and other matters, to ensure compliance. To add to this, we identify and share best practices across the enterprise to continuously improve our compliance processes.

In the event of an emergency or crisis, we also have a regularly updated Crisis Management Plan to effectively address incidents and minimize impacts on our employees, our communities, the environment and other stakeholders.

However, while compliance with health and safety regulations is both important and required, our programs reach beyond regulatory compliance to influence our company's culture through employee engagement and leadership behavior.

Our health and safety programs are designed around global standards. The way we operate and measure the performance and outcomes of our health and safety programs is consistent with widely accepted standards and practices, meeting or exceeding the International

Labor Organization's Guidelines for Occupational Health Management Systems (ILO-OSH 2001) and ISO 45001 certification.

We employ dedicated health and safety professionals around the world, with each region maintaining an environmental health and safety (EHS) organization and management structure designed to support its health and safety efforts. The enterprise environmental health and safety Center of Excellence (COE) team drives the company's strategic health and safety initiatives in close collaboration with regional health and safety leads. Our enterprise-wide standards and programs are established with business health and safety leaders, while the enterprise EHS COE team also hosts several activities with the global EHS network each quarter, including global EHS townhall events, training webinars on specific EHS topics and meetings with business EHS teams.

Our goal is to achieve and maintain world-class safety performance in all our businesses and operations. Our health and safety management systems, programs and policies apply to all staff present at our workplaces, whether they're Johnson Controls employees or external contractors. Our sites hold onboarding and training programs for our employees and, when it comes to contractors, we assess the contracting company's environmental health and safety programs and policies before awarding work to them. We also ensure individual staff carrying out tasks at Johnson Controls workplaces receive details of our site-specific environmental health and safety programs and policies.

During fiscal year 2023, we launched initiatives to enhance the management of subcontractor activities, with new global subcontractor EHS requirements being implemented in collaboration with other departments, such as procurement and operations, to improve the contractor assessment and approval process.

In 2023, we transformed the global EHS network from a business unit-centric organization to a region-centric organization, ensuring that employees and site EHS leads have better access to above-site EHS expertise that is closer, speaks the same language and understands the locally-applicable regulatory and industry environmental health and safety requirements.



Some of the key standards and practices of our programs:

- Use of standard United States Occupational Safety and Health Administration (US-OSHA) recordkeeping rules to measure injury and illness rates globally. We believe that injury and illness rates based on consistent definitions provide an objective measure of performance and we are committed to improving our performance as part of our Zero Harm vision
- Use of widely accepted standards for the most critical safety processes, including work at height, control of hazardous energy, driving safety and contractor management, applying these standards at all our locations worldwide
- Measuring health and safety performance as a mix of leading and lagging indicators, with increasing focus on leading indicators
- Use of established management system techniques to ensure injury rate reductions are sustainable
- Verification of the accuracy of self-reported safety and health data, such as during third-party auditor assessments
- Exploring innovative ways to further strengthen our safety culture, such as placing greater focus on leading indicators as a measure of safety performance and outcomes
- Deploying the Johnson Controls Manufacturing System (JCMS) maturity model and standards in order to implement the Johnson Controls Way of Manufacturing to attain world-class performance in our manufacturing operations across the globe



We also promote safe driving behaviors at all our operations globally through our distracted driving policy. We've banned the use of mobile phones while driving a vehicle and introduced programs to recognize and eliminate other distractions while driving, such as operating the navigation system, fatigue and interacting with others in the vehicle.

In addition to this, safety culture and behavior-based safety initiatives are being deployed within various parts of our business. As there are many ways to ensure employees are engaged with safety, as a company, we monitor and support such initiatives. One safety policy that applies to all employees, regardless of rank, region, workplace or other external factors, is the right of every employee to STOP WORK whenever they have questions or doubts about their ability to safely execute a task assigned to them.

To complement our traditional workplace health and safety programs, we have also implemented health and wellness programs at major locations.

Total Well-Being Program

Our Total Well-Being Program promotes and encourages a harmonious work-life balance and a positive, healthy lifestyle.

The program was designed to align with our Zero Harm and Power of Prevention strategies to protect our employees' safety, health and wellness.



The pillars of the program ensure wellness is intrinsically tied to the work we do, not only at an individual level, but across the enterprise. With that in mind, health and wellness programs seek to improve employee well-being both inside and outside the workplace through the establishment of fitness centers, running and walking tracks, weight-loss programs, vaccinations, smoking cessation programs and many other health improvement and disease prevention programs.

These well-being initiatives are facilitated by regional well-being councils in Asia, North America, Latin America, Europe, the Middle East and Africa as they implement and sustain our Total Well-Being Program at a regional and local level in line with our Zero Harm vision.

Policies, standards and certifications

We have a company-wide environmental health and safety policy that is supported by our local, regional and site-specific employee health and safety policies and programs. Our health and safety policies are developed in line with our Zero Harm vision and are designed to protect employees and the environment, while adhering to local and regional regulatory requirements and industry standards where necessary (e.g., European Union, US-OSHA, National Fire Protection Association, country-specific standards etc.). These policies are reviewed annually to ensure optimal performance.

For our health and safety management systems, we follow the principles of the internationally-leading ISO 45001 standard, or operate in compliance with the standard. However, we do not require external certifications for all operations. Given this, various locations maintain other key certifications, including ISO 9001, ISO 14001 and ISO 50001.

Training

403-5

Training is a key component of our health and safety programs, conducted using a combination of classroom and computer learning. Our standards require new employees to receive the appropriate level of health and safety training, relevant for their tasks and work environment.

Health and safety training is provided during an employee's initial orientation or onboarding process, as well as on a more continual basis through regular on- and off-site training, in combination with toolbox talks ranging from specific certifications to general awareness and behavior training.

Occupational health services

403-3

Our staff have access to appropriate occupational health services for the risks they may be exposed to at work. These services may be internal, external or a mixture of both, based on a local assessment of in-house capabilities, occupational exposure types and required skills and competencies to ensure all staff have access to expert occupational health support.

Whether internal or external, the results of occupational health exposure monitoring are available only to the worker and the required staff at the occupational health service. In cases of exposure above acceptable levels, managers and supervisors may need to be involved to help resolve an exposure problem, but are not granted access to an individual's occupational health records. The use of information from occupational health records for any favorable or unfavorable treatment of workers would constitute a violation of our Code of Ethics and our privacy policy.



Audits and inspections

As part of the ISO 45001 standard, as well as other applicable health and safety standards, we require teams at our locations to perform regular safety audits to ensure proper safety policies, program procedures, analysis and training are in place. Following this, audit data is used to create improvement and corrective action plans.

In addition, we engage an independent third-party conformity assessment and certification vendor to audit selected operations for adherence to our global health and safety standards. Along with management systems certifications for ISO 9001, ISO 14001 and ISO 45001, the third-party auditor also performs specialized audits for location-specific health and safety issues (e.g., ergonomics, industrial hygiene, machine guarding, OSHA recordkeeping, NFPA 70e live electrical, confined space, etc.). The on-time completion of any findings identified during these audits is also an enterprise-leading indicator.



Reporting

Each business is responsible for reporting their health and safety activities and outcomes, with reports generated monthly and circulated to the senior leadership team.

Health and safety is a standard topic at monthly operational reviews. As a result, our corporate environmental health and safety department also generates a monthly global Zero Harm Report, which contains information related to key performance indicators, including total recordable incident rate (TRIR), significant incident frequency (SIF), motor vehicle injury rate (MVIR), near miss/unsafe act/unsafe condition closure rate, Zero Harm coaching moments and on-time audit finding closure. This report is also distributed to the executive leadership team, which includes our CEO and his direct reports, as well as our global health and safety leadership team.

One example of how these metrics guide our actions came in relation to an electrocution fatality that occurred in China in July 2023. Following this, we took global action to reinforce the application of the Control of Hazardous Energy program, while also creating a new long-term strategy to focus health and safety actions and initiatives on the Critical 6 health and safety programs (work at height, control of hazardous energy, electrical safety, confined space entry, forklift/PIV operations and overhead crane operations) to continue our Zero Harm journey to improve our health and safety performance.

Health and safety committees

As part of our global health and safety standards, we maintain health and safety committees at local, regional, business and corporate levels.

At the local level, health and safety committees take many forms depending on the business, but serve the same principal function: to facilitate and maintain regular communication regarding health and safety issues and information across all levels of the organization. This information includes, but is not limited to, health and safety standards, processes and procedures, roles and responsibilities, prevention measures, near misses and incident reviews, key performance indicator trends, reporting and investigation obligations, inspections by relevant authorities and both internal and external audit results.

Health and safety meetings are held regularly, with topics tailored to specific location needs depending on the type and scope of work. In the manufacturing organization, health and safety committees generally operate at the location level due to the size of the facilities and concentration of employees, while installation and service business committees typically operate at the branch or regional levels as a result of a dispersed workforce.

Key performance indicators

We use a mixture of leading and lagging indicators to assess the health and safety performance of our operations.

Lagging indicators include the US OSHA total recordable incident rate (TRIR) based on the number of incidents per 100 employees (or per 200,000 work hours), significant incident frequency (SIF) based on the number of significant incidents per 1,000,000 work hours and motor vehicle injury rate (MVIR) based on the number of motor vehicle-related injuries per 1,000,000 miles.

Though we continue to measure and report on lagging indicators, we view leading indicators as more relevant predictors of health and safety performance and outcomes.

Leading indicators include, but aren't limited to, potential significant incident closed, corrective actions completed, safety discussions held, motor vehicle calls reported, safety observations noted, safety-focused improvement events completed, job safety analysis completed, leadership safety walks and self-audits completed.

Leading indicators are defined, tracked and measured by each business unit according to relevant risks and operation types. However, leading indicators near miss/unsafe act/unsafe condition closure, compliance audit on-time finding closure and Zero Harm coaching moments are measured and tracked at an enterprise level.



Technology and software

We use an enterprise environmental health and safety software system called the Environmental Health and Safety Information System (EHSIS) to support our health and safety programs worldwide.

This system allows users to input, track and manage work-related injuries and illnesses, as well as near misses and unsafe acts or conditions, while also enabling users to create safety audits, execute workplace inspections, perform leadership safety walks, measure compliance with government regulations, health and safety training requirements and internal procedures, create standard reports, manage risk assessments and track waste and energy metrics.

The EHSIS platform is used by our health and safety professionals, as well as many other stakeholders, including technicians, supervisors and team leaders, to address their health and safety responsibilities.



Global sustainability

Our passion is to build smarter,
healthier and more sustainable
tomorrows, for our customers,
our communities and our planet.





Climate policy and engagement leadership

2-23 | 2-29 | 3-1 | 203-2

In 2023, we continued to elevate Johnson Controls as a leading voice on climate change and building decarbonization policy through our strategic engagements with global policy makers, industry partners and influential stakeholders in the United States, European Union, Latin America and Asia.

Through these engagements, Johnson Controls is demonstrating its important role as a thought leader on critical sustainability issues globally.

28th Conference of the Parties to the United Nations Framework Convention on Climate Change (COP28)

When it comes to fighting climate change, Johnson Controls recognizes the importance of engaging with world leaders both individually and via leading organizations. As such, several members of our leadership team, led by our Chairman and Chief Executive Officer George Oliver, took an active role in the 28th Conference of the Parties to the United Nations Framework Convention on Climate Change (COP28). This builds on the company's long history of engagement and Mr. Oliver's personal leadership at these conventions during his tenure as CEO of Johnson Controls. His message was clear:



Cracking the Code – Decarbonizing the Built Environment

To kick off COP28, Johnson Controls hosted an event at the world-renowned Museum of the Future, with a panel titled **Cracking the Code – Decarbonizing the Built Environment**.

This event brought together the key actors required to drive society's net zero goals: corporate leadership, building owners, technology providers, non-governmental organizations and government officials. The event featured four innovation showcases that brought to life the technologies needed to decarbonize our society for over 200 leaders and delegates in attendance.



COP28 also provided ample opportunity to demonstrate the key cross-collaborative engagements Johnson Controls is driving:

- Johnson Controls is a founding member of the Corporate Coalition for Innovation and Technology toward Net Zero (CCITNZ), a cross-sector business alliance dedicated to helping countries meet decarbonization and climate change goals through innovation and technology. Together with US Special Climate Envoy John Kerry, Johnson Controls urged companies and all sectors of society to put technology to work now to tackle climate change. As a founding member of CCITNZ, we helped inaugurate the effort together with lead founding member GE on stage at the US Pavilion at COP27. At COP28, Johnson Controls was featured in a CCITNZ-led exhibit titled "U.S. Innovation: Pathways toward Net Zero" in the US Center. This interactive, multimedia exhibit demonstrated how Johnson Controls technology and public-private partnerships are contributing toward global climate goals
- The United Nations Environment Program also plays an important role in the decarbonization of the built environment. At COP28, Katie McGinty, our Vice President and Chief Sustainability and External Affairs Officer, released a statement in support of the United Nations Buildings Breakthrough Initiative:

"We applaud the United Nations Environment Program and the 27 signatory countries of the Buildings Breakthrough announced this week at COP28. Decarbonization of the buildings sector is an imperative for meeting global climate targets. The technology exists to make near-zero emissions and climate-resilient buildings the new normal by 2030. Working together, leaders across civil society and the private sector can rapidly deploy these climate solutions affordably, accelerating adoption of these technologies at a time when they are most needed, and can do the most good. At Johnson Controls, we're committed to helping drive leadership on net zero building technologies into the future and look forward to working with nations around the world on this breakthrough endeavor."



The Sustainable Markets Initiative's Sustainable Buildings Task Force

Johnson Controls is committed to the work of the Sustainable Markets Initiative (SMI), which was founded by His Majesty King Charles at the World Economic Forum annual meeting in Davos in 2021.

George Oliver serves as a member of the SMI board of directors and built the Sustainable Buildings Task Force (SBTF) to address the 40 percent of carbon emissions stemming from buildings. Mr. Oliver chairs this task force, which brings together global CEOs from throughout the buildings industry to accelerate the delivery of net zero buildings by decarbonizing the heating and cooling of buildings, addressing carbon emissions in the building value chain and forging partnerships and incentives.

During COP27, the Task Force published a white paper outlining best practices for cutting emissions from building operations through technology adoption, smart policies and innovative partnerships. Building on this effort, the Task Force is urging all SMI member companies to make a pledge to drive their buildings to net zero.

Moreover in 2023, under the leadership of Johnson Controls, the Sustainable Buildings Task Force hosted a series of building tours in New York, London and Dubai that brought building decarbonization technologies to life. At COP28, a roundtable discussion also highlighted innovations in the built environment aimed at accelerating our journey to net zero, while the SBTF released a whitepaper outlining strategies for reducing embodied carbon in building systems, an important step towards achieving our society's net zero goals.

Business Roundtable Energy and Environment Committee

Our CEO George Oliver served as Chair of the Business Roundtable's Energy and Environment Committee.

Our CEO George Oliver served as Chair of the Business Roundtable's Energy and Environment Committee. In 2022, through his chairmanship, Mr. Oliver guided the Business Roundtable to support SEC action on climate change and to affirm the importance of congressional action on clean energy and efficiency incentives. Building on accomplishments in 2022, he drove the organization's efforts on permitting reform, which will allow for faster construction of renewable energy projects and grid modernization.

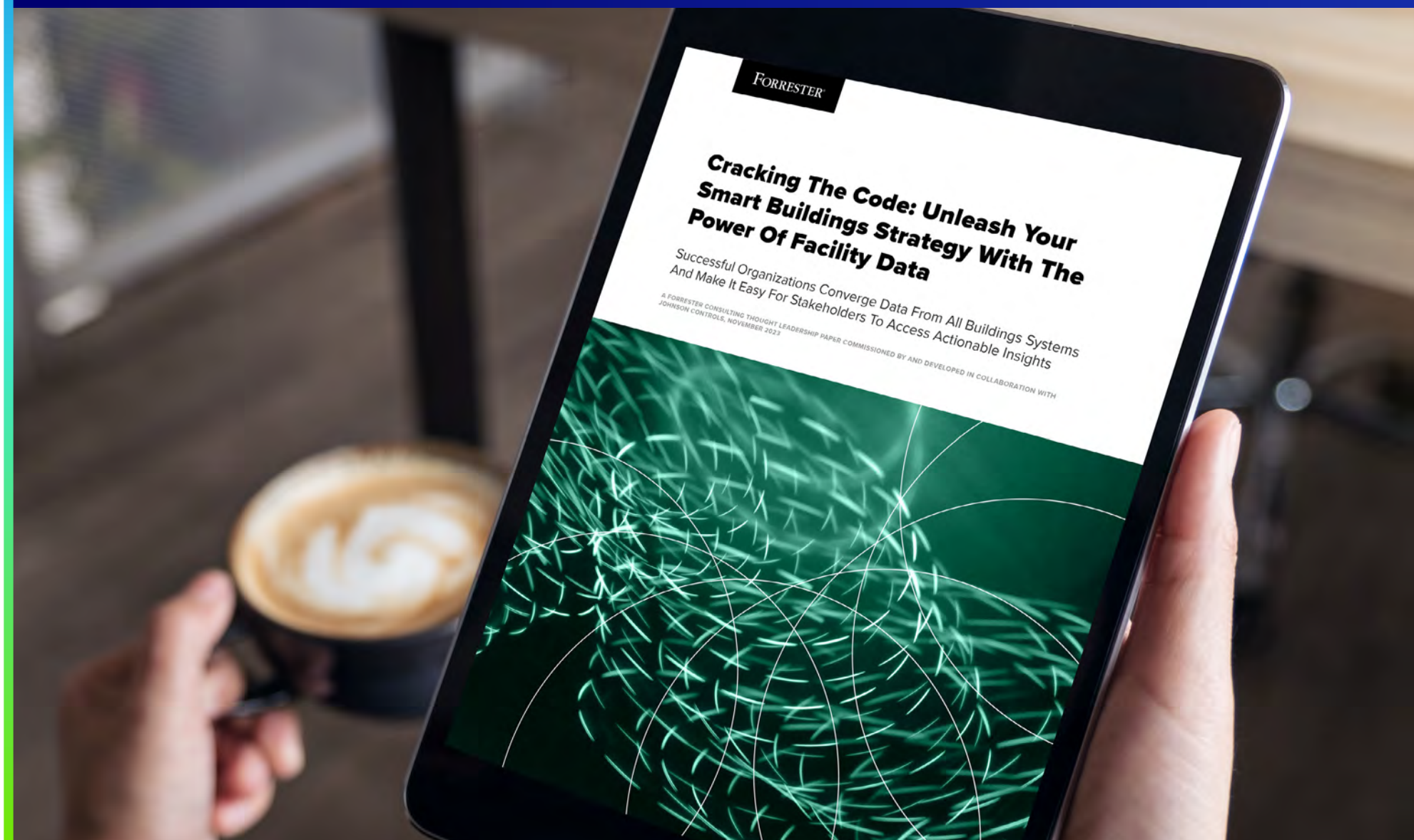
In addition to this, under Mr. Oliver's leadership, the group also published a comprehensive study on building supply chain resilience for technologies essential to the clean energy transition.

The recommendations in this report were a central theme for activities jointly organized by the Business Roundtable and the European Round Table for Industry at COP28, which featured the largest-ever presence from the global business community.



Thought leadership - 2023 Forrester Consulting study

In 2023, Johnson Controls commissioned a study in collaboration with Forrester Consulting that surveyed nearly 3,500 respondents representing 25 countries and 18 industries. This landmark survey showed both widespread acceptance that sustainability is a business priority and a firm recognition that partners are essential to realizing 2030 sustainability commitments.

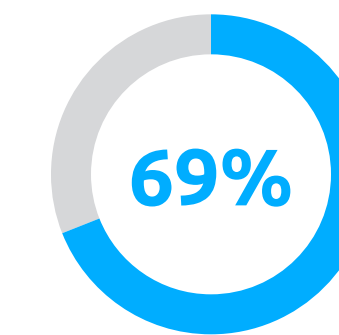


Among decision-makers on sustainability initiatives specifically, a subset of 1,500 respondents, two thirds reported they are fully on track to meet their carbon reduction goals, while one third realized the need to accelerate their efforts to meet 2030 net zero goals. Respondents reported that smart buildings are important in helping their organizations accelerate sustainability initiatives (69 percent) and that adding or upgrading building automation (56 percent) and digital technologies to optimize energy use (42 percent) are among the most impactful sustainability investment areas.

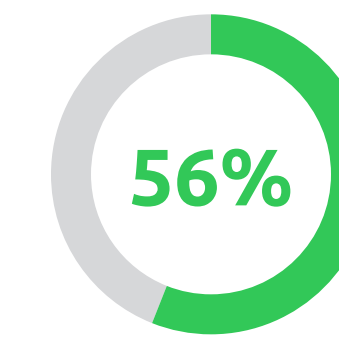
Currently, technologies exist that can digitalize building systems, multiply energy, emissions and cost savings, and even create net energy-positive solutions. Some 10 percent of respondents have already fully integrated their building systems and equipment to realize these benefits.

The vast majority of leaders seek partners who can provide a digital platform across sites and use cases (74 percent) that's easy to use for cross-departmental teams (67 percent) and is integrated into all building systems (70 percent). These partnerships solve two key problems for these leaders: 73 percent of sustainability leaders say their organizations lack the technical expertise to optimize building systems from insights collected, while 40 percent lack the internal skills to measure their environmental impact.

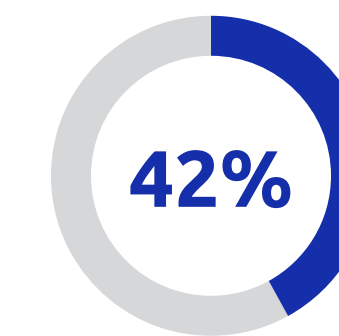
Respondents reported that smart buildings are important in helping their organizations accelerate



Sustainability initiatives



adding or upgrading building automation



Digital technologies optimize energy use



Other key findings include:

- Sustainability is increasingly a core consideration across business functions. When comparing findings from security, sustainability and building environment systems decision-makers, all were focused on improving efficiency in operations and doing so sustainably
- Customer-required reporting, public reporting and supply chain compliance reporting have significantly increased over the past two years since Forrester Consulting first conducted this study in 2021. Now, reporting is among respondents' top challenges. In fact, 53 percent reported that the ability to only measure and report on carbon emissions once per year or quarter is limiting incremental progress
- Roughly one third of respondents say they expect AI will have a significant impact on improving sustainability in company-owned spaces by providing them with actionable recommendations to prevent downtime and optimize efficiencies before losses occur
- One third of leaders note their organization would be able to keep their sustainability goals on track if faced with a minor budget cut, while two thirds would need help maintaining the resiliency of their sustainability strategies. To account for factors outside their control, organizations need strategic partners and technology solution providers to identify opportunities for short- and mid-term savings such as energy efficiency solutions and water and waste reduction

Download the full study results here:

[The Race to Zero Carbon Requires Smart Buildings](#)

Political contributions

415-1

We encourage our employees to be engaged in their communities in a variety of ways

In addition to volunteering and charitable activities, we promote participation in the public policy and electoral process in the United States, including encouraging our employees to vote.

Along these same lines, eligible employees may also make a voluntary contribution to the Johnson Controls Political Action Committee (PAC). Our corporate government affairs activities, including membership of various trade associations and organizations, are designed to educate policymakers on key issues impacting the company and to help advance our business objectives.

In 2023, we made corporate political contributions to several committees. The complete list of our corporate political contributions and federal lobbying expenses can be found [here](#). We did not make any

independent political expenditures in support of or in opposition to any candidates, nor were corporate contributions made to any state or local candidates for office. Additionally, we do not provide financial or in-kind support related to political activities in other countries.

The Johnson Controls Political Action Committee list of recipients can be found [here](#).

More information on the Johnson Controls Political Action Committee's expenditures is available at www.fec.gov

Issue advocacy

Johnson Controls proactively engages with policymakers at all levels of government to share our perspective on issues related to sustainability and decarbonization.

We publicly support policies that have an impact on reducing climate change, such as the Inflation Reduction Act in the United States, the European Green Deal in the European Union and the Green Growth Initiatives in India.



In the United States, we continued our support of sustainability policies at the federal level through engagements with administration, agency and elected officials on issues such as the implementation of the Inflation Reduction Act (IRA), the phase-down of HFCs, increased use of energy savings performance contracts (ESPCs) and the electrification of the federal government building portfolio. Our continued work on energy retrofits at the Ronald Reagan Building, supported in part by IRA funds, has highlighted Johnson Controls as a key leader in building decarbonization.

Additionally, Johnson Controls worked with the Biden Administration to underscore the vital role heat pumps have in driving energy efficiency and electrification. In the aftermath of Russia's invasion of Ukraine, it's a national security imperative that the US frees itself from dependency on Russia, and heat pumps are an important technology in meeting that goal. To that end, Johnson Controls successfully applied for funding under the Department of Energy's (DOE) domestic heat pump manufacturing grant program to increase heat pump production across San Antonio, Waynesboro and Wichita.

We're helping building owners in states, counties and cities across the United States to meet recent Building Performance Standards (BPS) laws requiring substantial reductions in energy use and carbon emissions. Jurisdictions that have passed BPS laws include Boston, Denver, Montgomery County, Maryland, New York City, Oregon, Washington State and Washington D.C., with many more expected to pass laws in the coming years. Johnson Controls partners with customers to meet BPS requirements, while turning properties into energy-efficient buildings that deliver long-term savings. We're committed to the success of these efforts and have moved to support our partners in every way, including stepping up to cover all up-front capital costs and guaranteeing cuts to not only carbon, but also operating costs as part of our innovative Decarbonization as a Service offerings.

In Europe, Johnson Controls holds key leadership positions in our sector-specific trade associations and plays a vital role in driving building renovation, advancing net zero buildings, decarbonizing the heating and cooling of buildings and advancing district heating and cooling. We have also accelerated efforts to advance net zero buildings and to emphasize the use of heat pumps for heating and cooling in the EU Energy Performance of Buildings Directive. Similarly, our efforts have seen the Energy Efficiency Directive give a bigger role to municipalities in decarbonizing district heating and cooling.

In Latin America, Johnson Controls has actively participated in local chapters of the World Green Building Council to develop national decarbonization roadmaps in both Chile and Colombia, as well as developing the Green Taxonomy in Colombia and, more recently, Mexico. We're proud that, with these strong leadership efforts, Johnson Control's own Ricardo Bussey, Director of Government Relations in LATAM, has been asked to become President of the Mexico Green Buildings Council and is leading work to get government and companies to commit to net zero buildings.

In India, Johnson Controls works closely with organizations such as the Indian Green Building Council (IGBC), the Energy Resources Institute and the World Resources Institute (WRI) to promote energy efficiency and digitalization in buildings. We also contribute towards the development and implementation of the Energy Conservation and Sustainability Building Code (ESCBC). With this in mind, we're honored to have our Chief Sustainability Officer on the board of the World Sustainable Building Summit hosted by TERI in New Delhi, India. Johnson Controls has chaired panels at this prestigious event in the past and is proud to support rural young women in attending this annual summit, which attracts the Prime Minister of India among other global leaders.

Johnson Controls sustainability memberships

2-28

Our public policy engagement is often conducted in conjunction with the efforts of allied non-profit advocacy groups, businesses, and trade and issue organizations of which the company is a member.

Our membership or support of these organizations does not mean we support every position they may take and we reserve the right to speak out, both publicly and within the organization, when we disagree.


The full list of our memberships can be found [here](#).

Nature

We're committed to the assessment of our nature-related impacts.

We continuously increase our understanding of nature-related risks and opportunities to mitigate our impact on nature, as well as nature's impact on our business, through management of key areas and transparent disclosure.

Our focus on nature includes upstream, direct and downstream impacts and opportunities from:



Climate change:
Greenhouse gas emissions



Pollution:
Land, air and soil



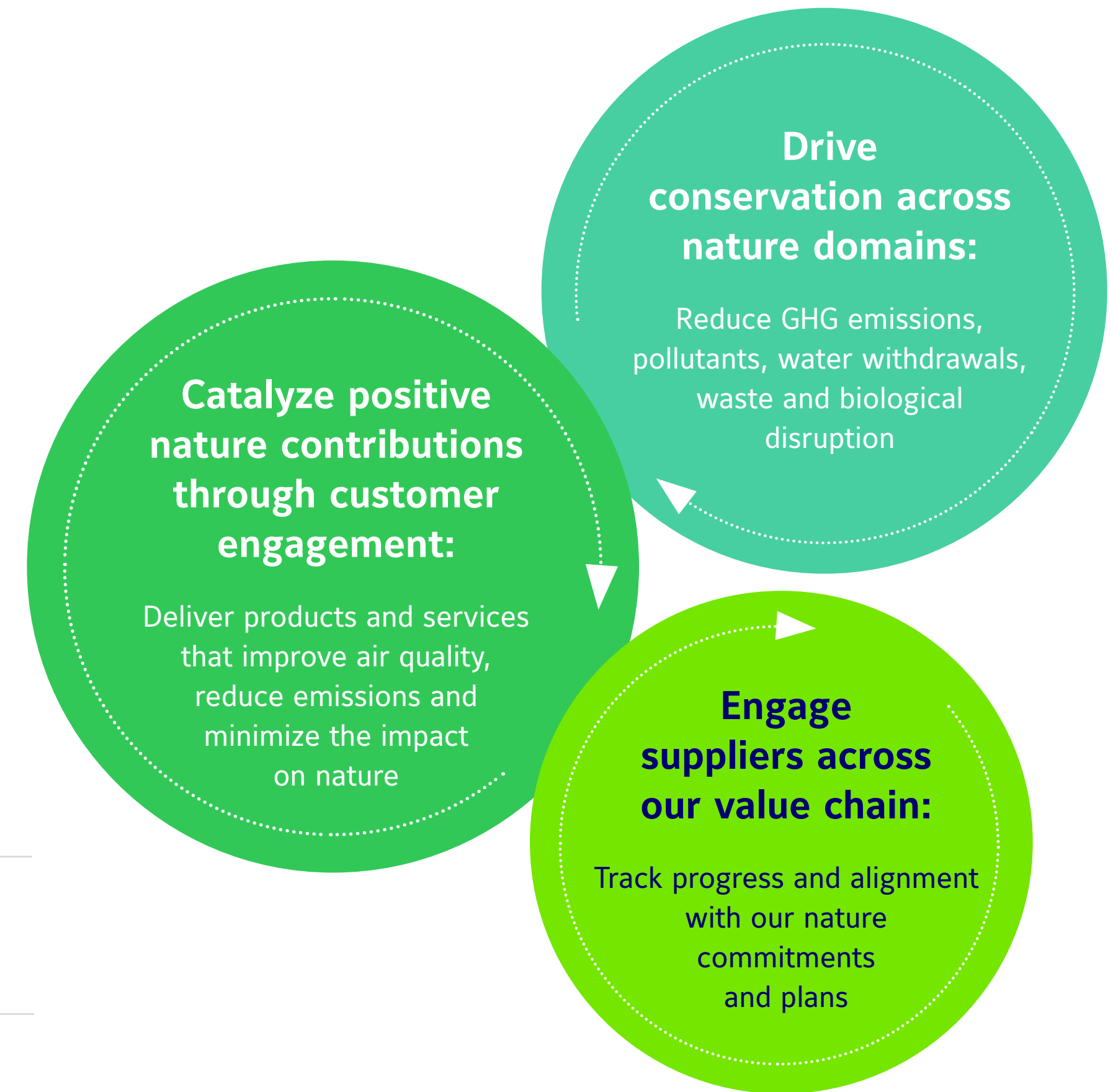
Waste:
Hazardous and non-hazardous



Water:
Conservation and wastewater management



Biodiversity and ecosystem use change:
Terrestrial and aquatic



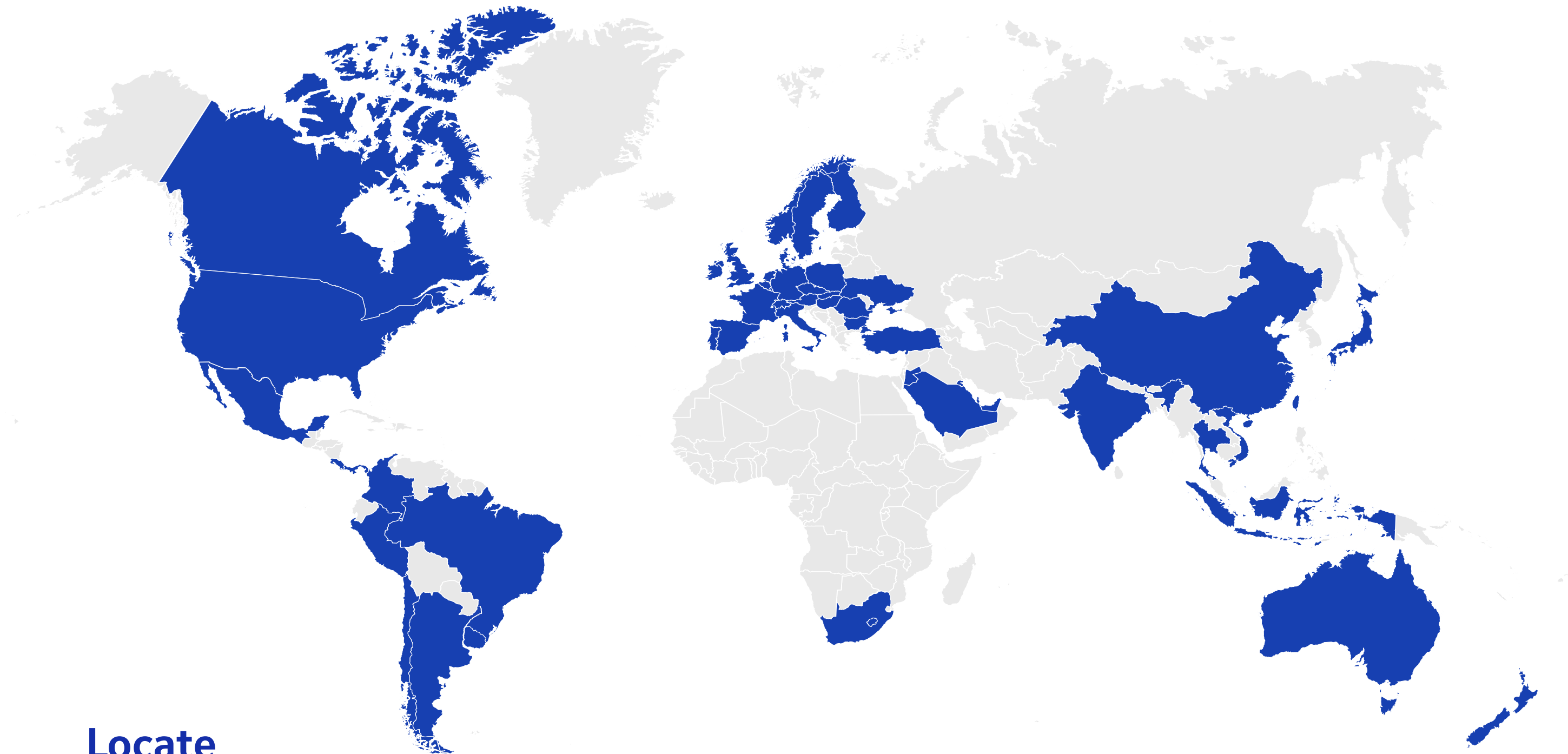
We're now looking at how we can accelerate action through workstreams dedicated to defining our goals and aspirations with respect to water and waste for 2025 and beyond. We have both board oversight and third-party limited assurance of our water and waste performance, underscoring our commitment in this rapidly developing space.

Taskforce on Nature-Related Financial Disclosure (TNFD) and Science-Based Targets Network (SBTN)

We're engaged with the Taskforce on Nature-Related Financial Disclosure (TNFD), the nature counterpart to the Taskforce on Climate-Related Financial Disclosure (TCFD), and are proud to have helped guide the built environment pilot program as a partner and member.

In addition, we're also engaged with the Science-Based Targets Network (SBTN) as we continue to create targets and strategies across nature-based topics.

In line with this, we actively reduce our impact on nature through several initiatives. We use the Locate, Evaluate, Assess and Prepare (LEAP) framework to align our strategy and look for new ways to reduce our impact on nature, while maximizing its beneficial impacts. To that end, we have identified dependencies and impacts, both material and immaterial, that interface with nature and are aligned with the five categories of nature.



Locate

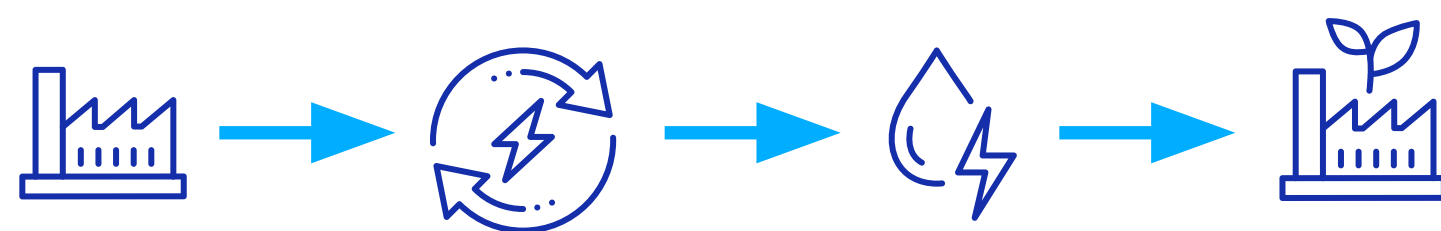
Johnson Controls performs its location assessment across facilities in the following countries:

Location of Operations				
Argentina	Costa Rica	Japan	Poland	United Arab Emirates
Australia	Czech Republic	Kazakhstan	Portugal	United Kingdom
Austria	Denmark	Kuwait	Qatar	United States of America
Bahrain	Finland	Luxembourg	Romania	Uruguay
Belgium	France	Malaysia	Singapore	Uzbekistan
Brazil	Germany	Mexico	Slovakia	Vietnam
Canada	Hungary	Netherlands	Spain	
Chile	India	New Zealand	Sweden	
China	Indonesia	Norway	Switzerland	
China - Hong Kong (SAR)	Ireland	Oman	South Africa	
China - Macau (SAR)	Isle of Man	Panama	Thailand	
Chinese Taiwan	Israel	Peru	Turkey	
Colombia	Italy	Philippines	Ukraine	

Evaluate

Relevant environmental assets, ecosystem services and impact drivers are mapped to business activities and/or assessment locations.

Johnson Controls' product value chain interfaces with nature in several ways. Inputs to our product manufacturing include metals, chemicals (primarily heat transfer fluids such as refrigerants), water and energy. In operation, our products improve air quality, discharge water and displace high GHG emission equipment.



TNFD-Aligned Dependency Matrix

TNFD Identified Sector	Dependence	Johnson Controls Action
Manufacturing Inputs	Metals and mining inputs Ground water Surface water Heat transfer fluids	See Waste and Circular Economy See Water See Water See Climate Change
Manufacturing Processes	Energy supply Water flow maintenance Dilution by atmosphere and ecosystems	See Climate Change See Water See Pollution and Water
Digital Solutions Dependencies	Metals and mining inputs Energy supply	See Waste and Circular Economy See Climate Change

Assess

Johnson Controls prides itself on early recognition of the connections between environmental sustainability and enterprise risk management (ERM).

Climate changes and other environmental aspects have been embedded in our ERM and risk mitigation actions. As a global multi-industrial company, we face a wide range of risks ([see enterprise risk management](#)). However, our ERM process provides

us with a common framework and terminology to ensure consistency in the identification, reporting and management of key risks. It also informs the strategic planning process and includes formal processes to identify and document the key risks to Johnson Controls as perceived by a variety of stakeholders within the company.

The Governance and Sustainability Committee of the Board of Directors oversees the ERM process, while a Risk Committee assesses risks throughout the year and escalates any new risks to the Executive Committee. In addition, we also have key teams

in place to oversee and advise on our sustainability risks and opportunities, including the board's Governance and Sustainability Committee, the Executive Committee and the ESG Leadership Committee. These committees review tracked data, including water withdrawals globally, as well as data collected centrally for our manufacturing locations, three HQ locations and significant R&D facilities.

In fiscal year 2024, we'll be performing a double materiality assessment, bringing in the five nature categories in alignment with the TNFD.

Prepare

Our nature-related goals ensure we remain on track to contribute positively to the natural environment.

We report goals to the board and assess each target quarterly through our ESG governance program ([see page Governance](#)). As we meet specific targets, we review opportunities to increase both ambition and scope.

Nature LEAP assessment

Dependency/Impact	Locate	Evaluate	Assess	Prepare
Climate Change	<p>Upstream: Material procurement and associated emissions from transportation of goods</p> <p>Direct: Scope 1 and 2 emissions from facilities</p> <p>Downstream: Emissions from use of sold products</p>	<p>Upstream: GHG emissions evaluation of suppliers</p> <p>Direct: GHG emissions evaluation of facilities</p> <p>Downstream: GHG emissions evaluation of use of sold products</p>	<p>Upstream: Risk assessment of suppliers from EcoVadis or other supplier evaluation</p> <p>Direct: Risk and opportunity assessment analysis of facilities</p> <p>Downstream: Risk and opportunity assessment analysis of use of sold products</p>	<p>Upstream: Assessment of 50 percent of supplier spend by 2026 and 80 percent by 2028 through EcoVadis or other supplier assessment tool</p> <p>Direct: Reduce scope 1 and 2 GHG emissions intensity and energy intensity by 25 percent by 2025, reduce absolute emissions by 55 percent by 2030 and achieve net zero emissions by 2040</p> <p>Downstream: Reduce scope 3 emissions from use of sold products by 16 percent by 2030</p>
Pollution	<p>Upstream: Material procurement and associated emissions from transportation of goods</p> <p>Direct: Criteria air pollutants from facilities</p> <p>Downstream: Indoor air quality (IAQ) improvements from use of sold products</p>	<p>Upstream: Evaluation of supplier non-GHG air pollution, soil pollution and disturbances</p> <p>Direct: Evaluation of facility non-GHG air pollution, soil pollution and disturbances</p> <p>Downstream: Evaluation of Indoor Air Quality (IAQ) improvements from use of sold products</p>	<p>Upstream: Risk assessment of suppliers from EcoVadis evaluation or other supplier evaluation tool</p> <p>Direct: Risk and opportunity assessment analysis of facilities</p> <p>Downstream: Risk and opportunity assessment analysis of use of sold products</p>	<p>Upstream: Assessment of 50 percent of supplier spend by 2026 and 80 percent by 2028 through EcoVadis or other supplier assessment tool</p> <p>Direct: Design for sustainability</p> <p>Direct: Design for sustainability</p>

Nature LEAP assessment

Dependency/Impact	Locate	Evaluate	Assess	Prepare
Waste	<p>Upstream: Supplier assessments through EcoVadis or other supplier assessment tool</p> <p>Direct: Hazardous and non-hazardous waste generated at facilities</p> <p>Downstream: Product end-of-life management</p>	<p>Upstream: Evaluation of supplier waste management</p> <p>Direct: Evaluation of facility waste management</p> <p>Downstream: Evaluation of product packaging and end-of-life management</p>	<p>Upstream: Risk assessment of suppliers from EcoVadis evaluation or other supplier assessment tool</p> <p>Direct: Risk and opportunity assessment analysis of facilities</p> <p>Downstream: Risk and opportunity assessment analysis of use of sold products</p>	<p>Upstream: Assessment of 50 percent of supplier spend by 2026 and 80 percent by 2028 through EcoVadis or other supplier assessment tool</p> <p>Direct: 25 percent of manufacturing locations landfill-free by 2025</p> <p>Downstream: Design for sustainability</p>
Water	<p>Upstream: Supplier assessments through EcoVadis or other supplier evaluation tool</p> <p>Direct: Water withdrawals and discharges at facilities, with additional focus on risk in water-stressed locations (WSLs)</p> <p>Downstream: Customer water savings from use of sold products</p>	<p>Upstream: Evaluate supplier water practices through EcoVadis or other supplier assessment tool</p> <p>Direct: Evaluate progress towards water-stressed locations goals related to facility withdrawals and discharges</p> <p>Downstream: Evaluate customer water savings from use of sold products</p>	<p>Upstream: Risk assessment of suppliers from EcoVadis evaluation or other supplier assessment tool</p> <p>Direct: Risk and opportunity assessment analysis of facilities</p> <p>Downstream: Risk and opportunity assessment analysis of use of sold products</p>	<p>Upstream: Assessment of 50 percent of supplier spend by 2026 and 80 percent by 2028 through EcoVadis or other supplier evaluation tool</p> <p>Direct: Reduce water withdrawals by 10 percent at water-stressed locations by 2025</p> <p>Downstream: Track and account for customer water savings</p>

Nature LEAP assessment

Dependency/Impact	Locate	Evaluate	Assess	Prepare
Biodiversity and ecosystem use change	<p>Upstream: Supplier assessments through EcoVadis or other supplier evaluation tool</p> <p>Direct: Facility siting and water table proximity</p>	<p>Upstream: Evaluate supplier biological alterations and land use through EcoVadis or other supplier evaluation tool</p> <p>Direct: Evaluate new facility siting procedures and water table proximity</p>	<p>Upstream: Risk assessment of suppliers from EcoVadis evaluation or other evaluation tool</p> <p>Direct: Risk and opportunity assessment analysis of facilities</p>	<p>Upstream: Assessment of 50 percent of supplier spend by 2026 and 80 percent by 2028 through EcoVadis or other supplier evaluation tool</p> <p>Direct: Demonstrate commitment to the Johnson Controls facility siting policy</p>

Climate change



Our history of climate change mitigation and adaptation remains unparalleled.

In line with this, our nature-related goals further strengthen our fight against current and future climate change. See [Greenhouse Gas Emissions](#) for details on how we reduce our upstream, direct and downstream GHG emissions.

Pollution

We're happy to share our progress in significantly reducing our SOx and NOx emissions against our 2017 baseline.

Absolute

We reduced our SOx emissions by 32% and NOx emissions by 25%.

Intensity

We reduced our SOx emissions intensity by 35% and NOx emissions intensity by 28%.

We achieved these reductions while adding the emissions from our acquisition of 12 new manufacturing facilities to our current metrics and not our baseline year.

Air quality and air emissions

Johnson Controls delivers nature-positive contributions to the built environment by improving air quality and monitoring air quality changes.

According to the EPA, the average person spends about 90 percent of their time indoors, and indoor environments can be up to five times more polluted than outdoor environments.

As a result, we view optimal indoor air quality (IAQ) as a critical priority, particularly considering that the average person takes approximately 20,000 breaths per day, according to the American Lung Association. By delivering optimal IAQ, we can ensure that building occupants are healthy, productive and engaged.



The COVID-19 pandemic forced society, including building owners and occupants, to think differently about the relationship between IAQ and health.

Johnson Controls experts are at the leading edge of research, development, education and advocacy when it comes to this relationship. We're committed to leveraging our expertise to make a positive, lasting impact on the health of indoor environments, and we're following through on that commitment by taking action in our own buildings, as well as in our customers' buildings.

These actions have included:

- [Certifying our global headquarters buildings](#) in Glendale, Wisconsin, and Shanghai, China, to the WELL Health Safety Rating from the International WELL Building Institute (IWBI)
- [Earning IWBI's WELL Enterprise Provider \(EP\) designation](#) to better assist our customers on their healthy building journeys
- Helping develop and advocate for enhanced standards and codes that govern good IAQ, including the new [ASHRAE Standard 241 Control of Infectious Aerosols](#), a groundbreaking standard released in July 2023 to help curb the spread of infectious diseases in buildings
- Implementing our IAQ solutions, including our portfolio of IAQ services for existing buildings and our IAQ monitoring, filtration and UV-C disinfection products, for dozens of [customers globally](#) as they invest in unlocking valuable outcomes for their businesses and their stakeholders
- Research that has led to [peer-reviewed articles](#) and [white papers](#) that are accelerating the base of knowledge on IAQ, including the financial justifications for IAQ investments and the key links between IAQ and decarbonization

Our vision for the future includes a built environment in which enhanced IAQ is standard operating procedure from construction through to service, retrofit and replacement, and in which the links between IAQ and decarbonization are realized.

Internally, we have reduced our NOx and SOx emissions significantly from our own operations. As against our baseline of 2017, we reduced our SOx emissions by 32 percent and NOx emissions by 25 percent. We achieved these reductions even though, starting with our 2022 metrics, we added the emissions from our acquisition of Silent Aire plus other new manufacturing facilities – adding the emissions for 12 new manufacturing facilities to our current metrics and not our baseline year.

According to Johnson Controls CEO George Oliver, *“Organizations can cut costs, improve safety, raise productivity and achieve sustainability goals, all while building healthy environments that serve our populations for years to come”*.

[Learn more](#) about Johnson Controls indoor air quality solutions.

Waste

Our focus on making positive contributions to the natural environment drives us to eliminate waste in our operations.

We assess our suppliers annually through [EcoVadis or other supplier evaluation platforms](#) to ensure that our upstream partners remain in lockstep with our waste priorities and we're pleased to be on the cutting edge of sourcing [low and ultra-low carbon steel](#) by ensuring that the recycling and reuse of scrap metals and in building our equipment with secondary materials.

When it comes to direct operations, our goal is that 25 percent of our manufacturing locations will be landfill-free by 2025, while at the downstream level, we ensure our products and packaging remain sustainable, readily recyclable and designed for the circular economy.

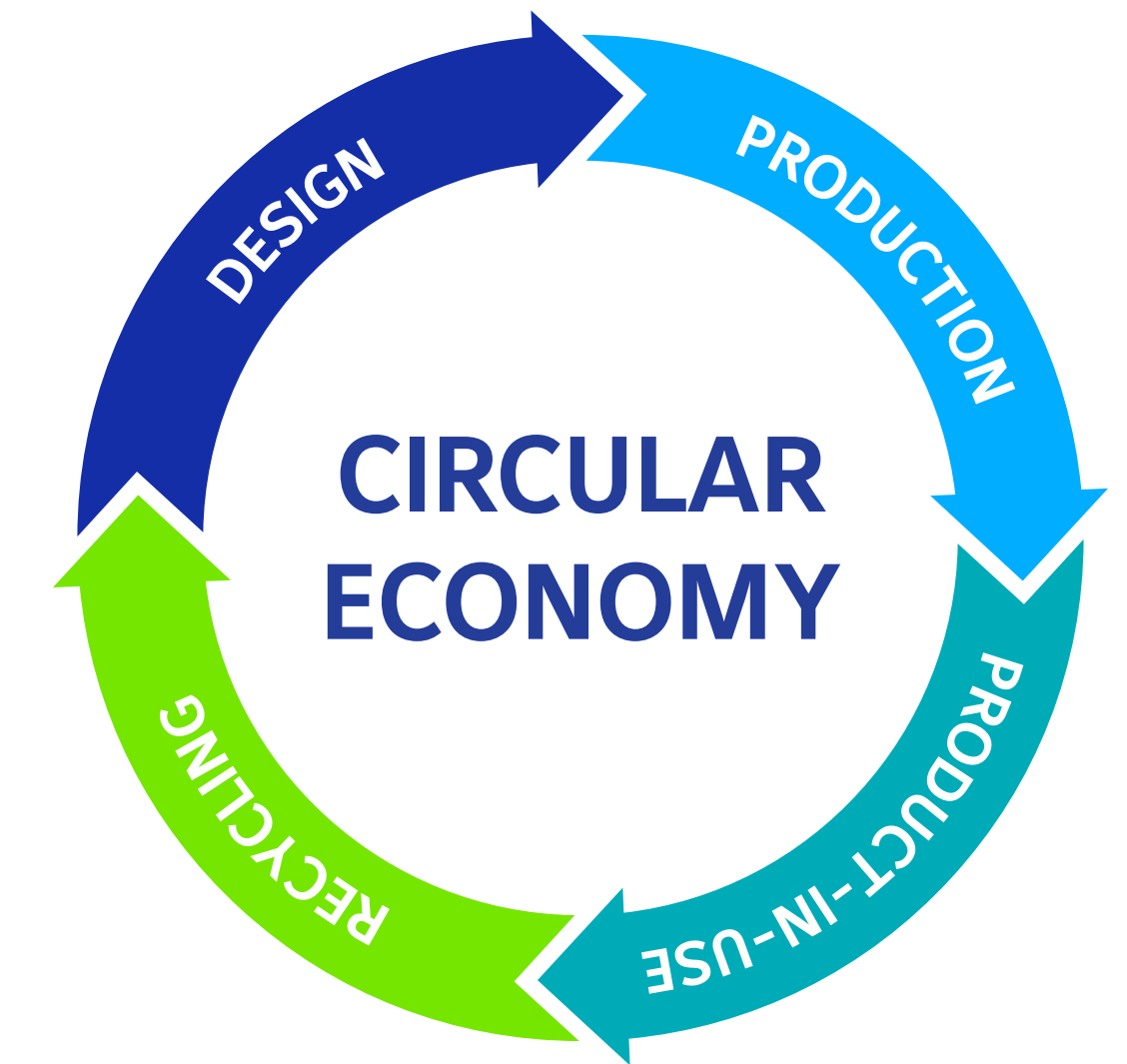


Circular economy

3-3 | 306-1 | 306-2

We work to consistently implement circular economy practices, both internally and in our offerings to customers.

To drive and engage circular thinking, we include sustainability and circularity principles throughout our stage gate review process for innovation and new product development.

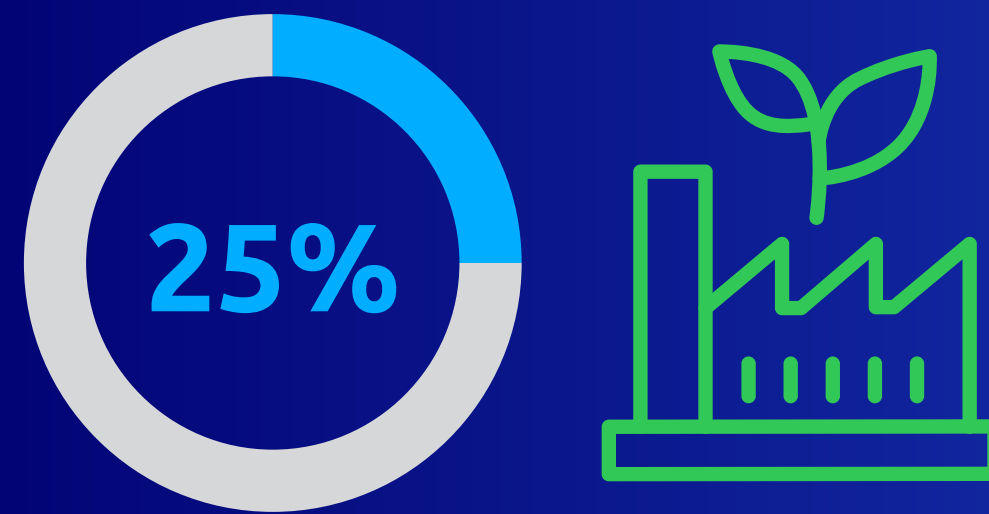


Key components to our circular economy strategy:

- 1 Design products and packaging for material reduction, select sustainable materials and reuse and recycle
- 2 Reduce waste within our operations
- 3 Eliminate single-use plastic in packaging

Reduction of waste within our operations

**Metric: 25 percent of
manufacturing locations
landfill-free in 2025**



**We have achieved this
metric two years early:**

In 2023, 23 manufacturing locations, representing 25 percent of our total manufacturing locations, had a 100 percent diversion rate and were recognized as zero landfill. As a result, we have already met our 2025 goal of having 25 percent of our manufacturing locations landfill-free. To add to this, a further eight sites have since taken on the ambitious objective of becoming landfill-free, aiming to take our total to 31 landfill-free locations throughout the company.

The primary contributor to our waste is global manufacturing.

In 2023, our overall landfill diversion rate was 89 percent, with every location encouraged to increase the reuse and recycling of materials. While this landfill diversion rate excludes landfill and incineration with no energy recovery, it includes documented reuse, recycling, composting and incineration with energy recovery.

In addition to this, we also engage in a range of programs and activities to encourage zero landfill, as well as reducing, reusing, recycling and composting. Some of our current activities include:

- Running a corporate-level workgroup specifically focused on reducing waste and helping plants achieve their zero-landfill goals
- Establishing and tracking progress of our zero-landfill initiatives, including having our waste metrics audited and assured through third-party limited assurance
- Continuously finding ways to follow the waste hierarchy throughout the life cycle of our business by eliminating unnecessary materials, reusing and recycling, and using compostable materials in the cafeteria
- Promoting and encouraging recycling among our customers and supporting take-back programs and retrofit options

To be recognized as zero landfill, a site must demonstrate to the senior environmental health and safety (EHS) leadership team that its generated waste is either recycled, reused or converted to energy. Each landfill-free location started the journey to zero landfill several years before they completed the recognition process and a large part of their success can be attributed to the focus and personal commitment of the employees at each site. Their support has helped to ensure we have a positive impact on the world in which we live by reducing the amount of waste being placed in the ground.

The facilities that have achieved the impressive milestone of zero landfill so far are:

1. FSP Frome, UK (July 2015)
2. FSP Luneburg, Germany (September 2015)
3. BMS Rajecko, Czech Republic (September 2015)
4. BMS Sungnam, Korea (February 2016)
5. Distribution Echt, Netherlands (March 2016)
6. Distribution Enschede, Netherlands (March 2016)
7. FSP Port Arthur, Texas (April 2016)
8. FSP Stockport, UK (September 2016)
9. FSP Lammhult, Sweden (September 2016)
10. BMS Toronto, Canada (March 2017)
11. FSP Neuruppin, Germany (January 2018)
12. Distribution Letchworth, UK (May 2018)
13. BMS Corropoli, Italy (June 2018)
14. JCH Barcelona, Spain (June 2018)
15. IR Nantes, France (July 2018)
16. SP Great Yarmouth, UK (August 2018)
17. IR Holme, Denmark (August 2018)
18. JCH Shimizu Works, Japan (May 2019)
19. JCH Taoyuan Works, Taiwan (July 2020)
20. FSP Lubbock, Texas (August 2020)
21. IREF Finland, Finland (November 2020)
22. JCH Guangzhou, China (April 2021)
23. JCH Guangzhou Works, China (April 2021)
24. APAC Singapore, Singapore (July 2021)
25. EMEALA Sunbury-On-Thames, UK (October 2021)
26. Distribution Singapore, Singapore (April 2022)
27. JCH Kadi, India (April 2022)
28. JCH Tochigi, Japan (May 2022)
29. EMEALA Gateshead, UK (July 2022)
30. JCH Sao Jose, Brazil (December 2022)
31. AHU East York, Pennsylvania (September 2023)

Sustainable packaging design

At Johnson Controls, we aspire to sustainably package our products without compromising on quality.

To this end, we're committed to increasing the recycled content in all paper-based packaging used, while also reducing our overall packaging material use, including the elimination of single-use plastics in the manufacturing and shipping of our products.

How we achieve our sustainable packaging objectives:

Remove Eliminate or reduce non-essential packaging materials and components

Replace Replace unsustainable packaging with more sustainable alternatives

Reuse Implement returnable packaging solutions or repurpose single-use packaging

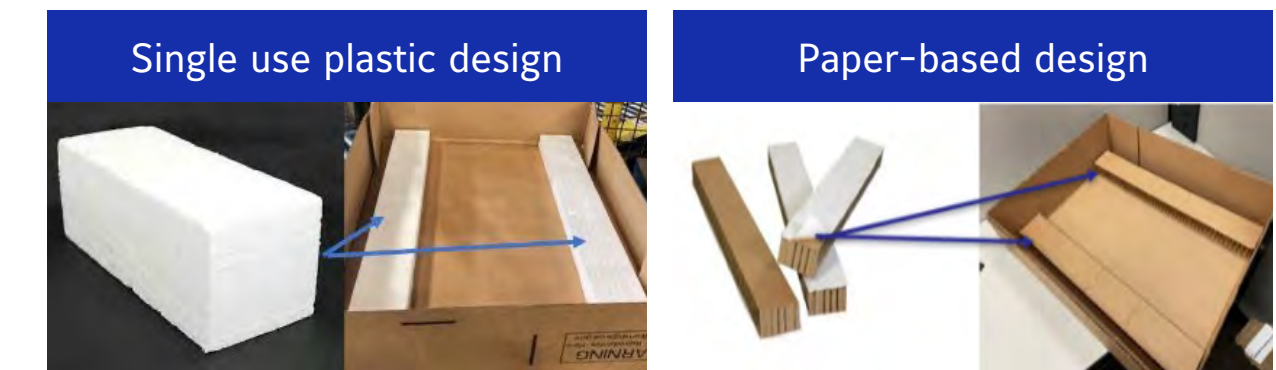
Recycle Prioritize packaging material that is biodegradable or recyclable by our end users

Reclaim Source packaging materials that contain reclaimed, recycled or reused content

Below are three examples that demonstrate our commitment to reducing our overall packaging material use, while eliminating the use of single-use plastics.

Example 1

We replaced the single-use expanded polystyrene (EPS) plastic insert used to cushion our product with a more sustainable, paper-based honeycomb insert, eliminating 18,186 pounds of single-use plastic annually.



Example 2

We implemented returnable containers, replacing the single-use wood crates used to ship products between our factories. This project reduced the number of trailers used to ship products by an estimated 400 trailers per year, leading to a 30MT reduction in CO₂ emissions, while eliminating an estimated 41,000 pounds of wood material from landfill disposal.



Example 3

We reduced the amount of single-use plastic needed to stretch-wrap and ship products to our customers by optimizing the stretch-film material and wrap pattern. This project reduced the amount of single-use plastic used annually by an estimated 55 percent, or 14,163 pounds.



Employee engagement to reduce single-use plastics

Our site in Nottingham, UK, sends a single-use plastics survey to employees annually, in addition to communications on reducing/eliminating single-use plastic, complete with suggestions for alternatives. This has led to the purchasing of better stationary items, including envelopes with no plastic windows and recycled paper, along with plastic plates and cutlery with reusable crockery for kitchens and conference rooms.

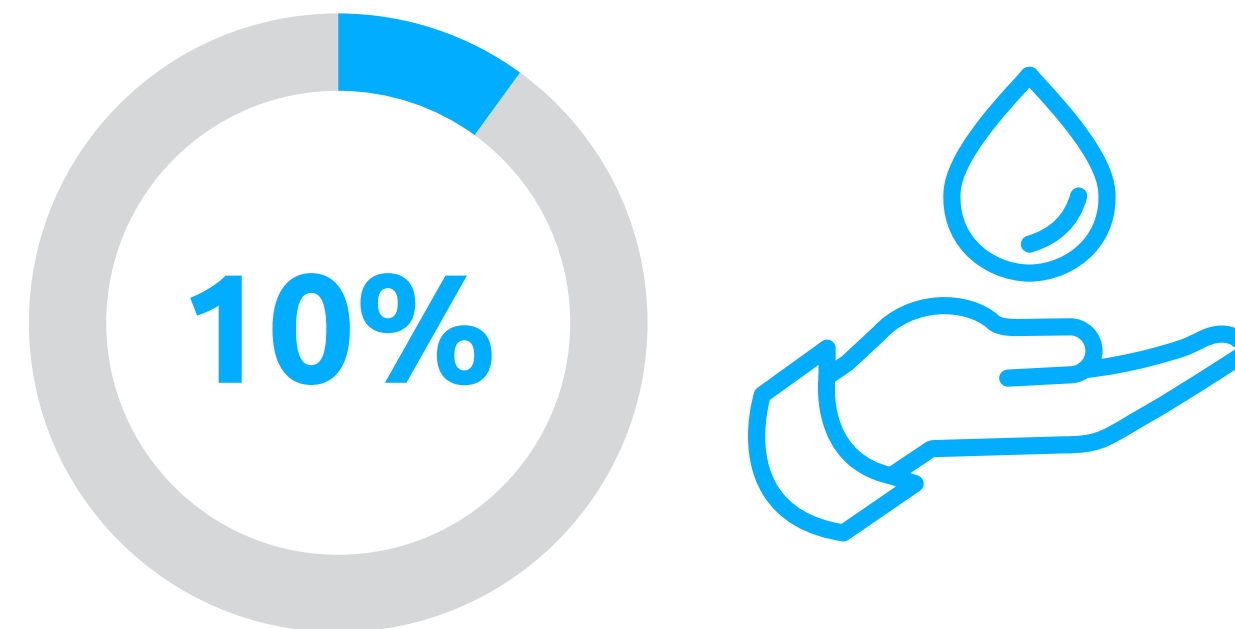


Water

Conservation and wastewater management

3-3 | 303

Metric: Reduce water use by 10 percent at water-stressed locations in 2025 from our 2017 baseline.



We have achieved this metric two years early:

We've already surpassed our 2025 metric of reducing water by 10 percent at our water-stressed facilities. In fact, we've achieved an 18.4 percent reduction since 2017.

In 2021, we updated our water-stressed locations in alignment with WRI Aqueduct 3.0. As a result, in 2023, we determined that we had 22 manufacturing and R&D facilities in water-stressed locations, driving us to continue our focused effort on water reduction.

With that in mind, our manufacturing facility in Taoyuan implemented an innovative process for water reuse and recycling. The team installed a water storage tank so that water that previously ran through the typical rainwater downpipe and fully discharged from the facility can now be fully recycled and used for toilets and for watering flowers. Similar learnings have since been applied to facilities in China, India and Mexico to drive durable water conservation improvements.

Spotlight: Kadi, India

In Kadi, India, we have a water recycling and reuse project that is expected to deliver a 25 percent water withdrawal saving compared to our 2017 baseline in a water-stressed location. Through the Reuse of (excess) Treated Effluent in Washroom for Flushing and Rainwater – Rooftop Collection & Recycling project, we'll deliver durable water recycling, reuse and conservation. This project was completed in February 2024 and we now plan to apply its learnings to other water-stressed locations.

Spotlight: Mexico

In Mexico, many water kaizens were performed during our fiscal year as part of our environmental initiatives in our manufacturing plants. For example, at one site, our restroom water is recycled gray water from an industrial park that helps to maintain the circularity of water. One of the most important achievements, however, occurred at our Cienega site, where our EHS and maintenance teams led a project to install water-saving equipment, such as new plumbing and more efficient toilets. As a result of this, we've reduced approximately 38 percent of our 2023 average water withdrawals in cubic meters/earned hours.

We measure consumption from facilities in our operational control of our manufacturing and office buildings, as well as detecting and repairing water leaks, recalibrating flow meters and deploying water-saving technologies. Since 2018, we've implemented projects globally to reduce water consumption and promote recycling and reuse processes, further enhancing circular processes throughout our global network of facilities. To complement this, our recycling processes also enable the proper discharge of water through wastewater treatment processes to prevent discharge to the natural, freshwater environment.

Our team facilitates a focused, global effort to reduce water consumption at our updated list of water-stressed locations worldwide. As such, our global program for water reduction, reuse and recycling propagates the best practices implemented in each of our water-stressed locations. This systematic approach to water conservation will be added to our Johnson Controls Manufacturing System (JCMS) for application throughout our global facility network.

In addition, our approach to the siting and management of our facilities also remains consistent with our commitments as a signatory to the United Nations Global Compact, our Code of Ethics and our environmental health and safety standards, as well as applicable laws and regulations.

Spotlight: Wuxi, China

In Wuxi, China, we've delivered significant water savings, estimated at 1200 cubic meters per year, by changing the way we interact with water. This facility produces many large products and employs approximately 1,000 people. Every year, we complete new water-saving projects, including fixing underground water leakage, installing water meters in each workshop and the water-free testing of larger chillers. We also recycle water from rain and steam condensate.

Our solutions in action

Data center cooling solutions

Spotlight: Silent-Aire

Through Silent-Aire's next-generation direct evaporative cooling (DEC) solutions, we've delivered water reductions of 30 percent for our data center customers. This is due to advanced technologies, including microporous fiber membranes, that help to eliminate water droplets present in other manufacturers' DEC solutions, improving energy efficiency in the process.

Having launched two projects in 2023, we now plan to increase production while continuing to offer substantial energy and water savings to one of the fastest-growing industry segments in the world.



AquaMist ULF (Ultra Low Flow): low-pressure water mist technology

Water mist is a fire suppression technology that combines effective fire suppression with the sustainability solutions that building and industrial plant owners desire.

Water is one of nature's most precious resources and, while its conservation is crucial, it has proven an enduring tool in combating fires. It has the benefit of being both an environmentally-friendly suppressant and a renewable resource. As a global leader in fire protection, Johnson Controls offers a wide portfolio of trusted technologies that help customers meet their fire protection needs, while achieving their broader mission. Water mist technology, in the form of AquaMist ULF (Ultra Low Flow), is a key piece of this offering.


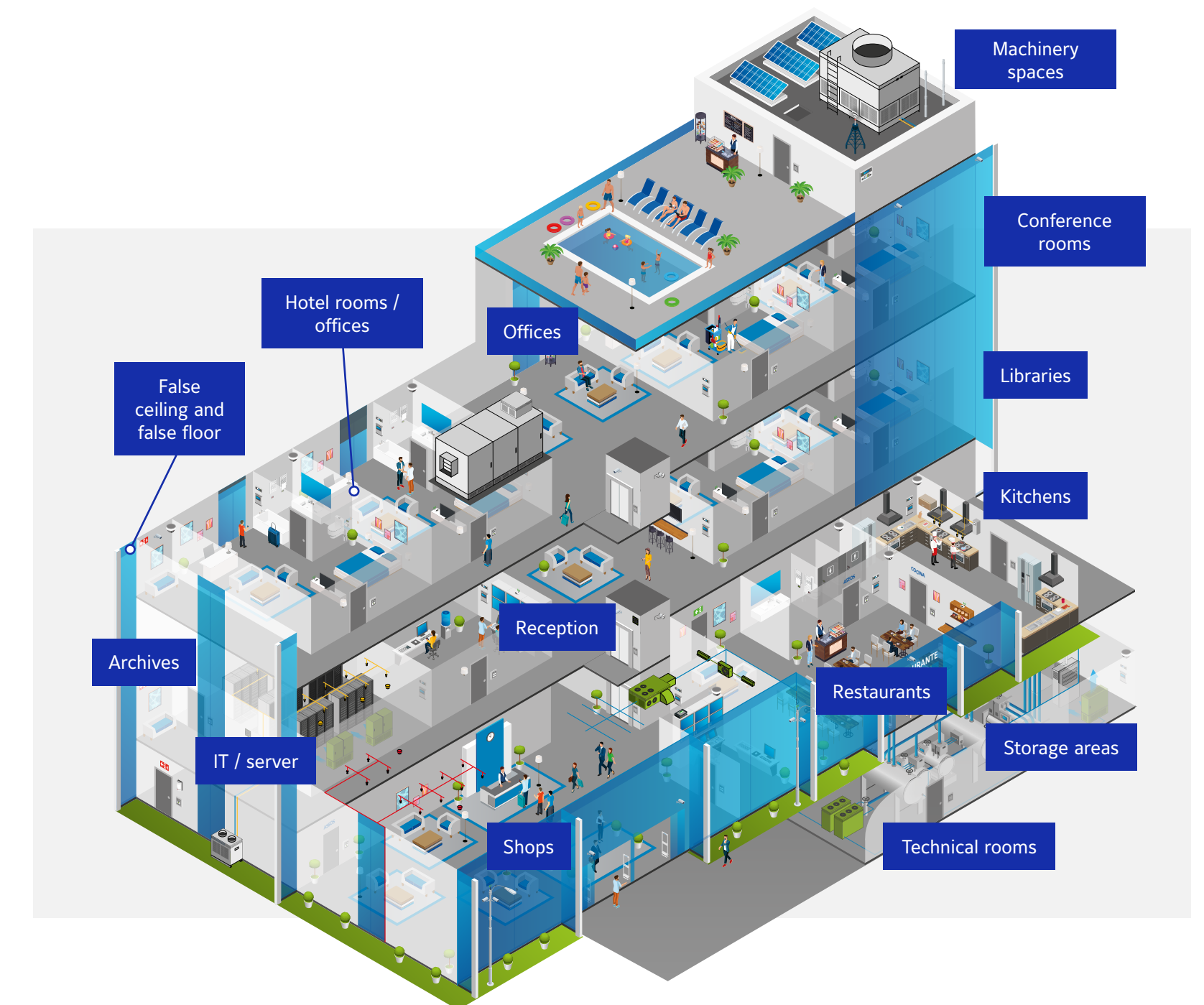
One of the most compelling advantages of AquaMist ULF is its remarkable water efficiency. As a low-pressure water mist system, it offers significant sustainability benefits, including the reduction of water usage during fires. In fact, it uses up to 80 percent less water than traditional fire sprinkler systems. As a result, AquaMist ULF is particularly appealing for areas facing water scarcity, such as desert climates and those prone to drought conditions. In this way, AquaMist ULF can help building owners meet their sustainability goals and minimize strain on local water resources.

However, the sustainability benefits of this system extend beyond just water savings. With smaller pipes and equipment than a traditional sprinkler system, AquaMist ULF also has reduced material usage, which can lead to lower levels of CO₂ emissions associated with manufacturing and transportation. Similarly, as a low-pressure solution, this system has smaller equipment and electrical requirements than high-pressure water mist alternatives. Using AquaMist ULF, property owners can minimize their carbon footprint, while promoting sustainable supply chain practices.

Johnson Controls traces its fire suppression history to the invention of the modern fire sprinkler. As such, AquaMist ULF was built on decades of industry leadership and expertise, leading to an efficient solution that's well suited to a wide range of applications, including data centers, hospitals, heritage buildings, industrial fryers, machinery spaces/equipment and more. With its low-pressure technology, it helps building owners achieve their water conservation goals without compromising on effective fire suppression.

To learn more about the benefits of AquaMist ULF, watch our video [here](#).

AquaMist ULF low-pressure water mist system protects your whole building



Wastewater efforts

Acknowledging the major energy and GHG footprint associated with water pumping and treatment, we've delivered 22 projects in wastewater management, delivering over \$4 million in wastewater savings to customers in the process.

Though wastewater treatment has a considerable energy cost, our team has executed projects that reduce the consumption of energy from the grid, while also producing renewable energy.



Spotlight:

Our water conservation upgrades helped us deliver over 290 million gallons of water and sewer savings during a large construction project. In partnership with the construction firm, we installed high-efficiency water fixtures to over 16,000 homes, dramatically reducing water withdrawals. On top of this, the project also featured heating and cooling equipment upgrades, saving over 36,000 metric tons of carbon dioxide. In the end, the full breadth of home upgrades resulted in significant reductions in carbon dioxide (CO₂), nitrogen oxide (NO_x), sulfur dioxide (SO₂) and other environmentally-harmful emissions.



Water conservation with local and state governments

Through our work with local and state governments, we aim to address the issues of water scarcity, aging water infrastructure and clean water and sanitation. To this end, we have delivered 60 projects in water metering and leak detection, providing over \$8 million in water savings as a result.



Spotlight:

In Toledo, Ohio, 126,000 mechanical water meters, which have lost their accuracy over time, are being upgraded to new static water meters, which maintain their accuracy over their useful life and can also identify leaks at the customer's property. These new water meters will be read through an advanced metering infrastructure (AMI) system to fully automate meter readings and virtually eliminate vehicle emissions from the meter-reading process. The project also includes a customer engagement web portal that informs account holders about leaks on their property and provides them with useful information about finding and repairing leaks on domestic plumbing and offers useful tips for conserving water.



Biodiversity

304

We're committed to managing our nature-related risk and are continuously increasing our understanding of nature-related risks and opportunities and mitigating our impact on nature and nature's impact on our business through management of the key areas and transparent disclosure.

As such, we take active measures to ensure our impact on biodiversity and ecosystem use is minimized. Through the use of the WRI Aqueduct tool and consultation with resources like the IUCN Red List, we take precautions in locations where biodiversity and ecosystem use impacts could occur.



Johnson Controls is committed to delivering smart, healthy and sustainable buildings.

As part of our efforts to fulfill this commitment, we review facility siting to fully understand the climate, land-use change, biodiversity and nature implications associated with development. To that end, we prioritize retrofit opportunities and minimize greenfield development opportunities whenever possible. In fact, site-selection management begins with optimizing current locations to mitigate greenfield development to the greatest extent practicable.

We follow a [three-point plan](#) to minimize the impact of development and to ensure that development mitigates emissions and impact on nature. In priority order, this includes:

- 1 Finding development opportunities that retrofit and transform existing floorspace
- 2 Finding development opportunities that add floorspace to existing sites
- 3 Finding development opportunities that add floorspace to new sites best suited to minimizing the emissions and nature impacts of that development

Supplier sustainability and supplier diversity

Sustainable supply chain

We expect suppliers to behave ethically and to maintain open and honest communication.

Johnson Controls expects 100% of our suppliers to abide by the principles outlined in Values First: The Johnson Controls Code of Ethics, which covers issues such as labor, human rights and the environment. In line with this, we have policies and procedures in our business for removing unethical suppliers from our approved vendor lists if they do not or will not comply with our expectations.

In 2023, we expanded our Supplier Sustainability Program to include EcoVadis, a globally-recognized environmental, social and governance (ESG) assessment ratings agency, in order to evaluate our supply chain. Currently, 38 percent of our enterprise spend, accounting for over 1600 suppliers has been assessed in detail across each of these dimensions. Our target is to have detailed third-party assessments of 50 percent of our supplier spend by the end of 2026 and 80 percent by the end of 2028. Our supplier scorecards weight sustainability equal to cost, quality and delivery in supplier performance evaluations.

Global supplier scorecard harmonized metrics (100 points)

Quality

- Year-over-year improvement (7)
- Reject rate (7)
- Responsiveness (7)

Cost

- Netsavings (7)
- Payment terms (7)
- Engagement platforms (7)

Supplier resilience

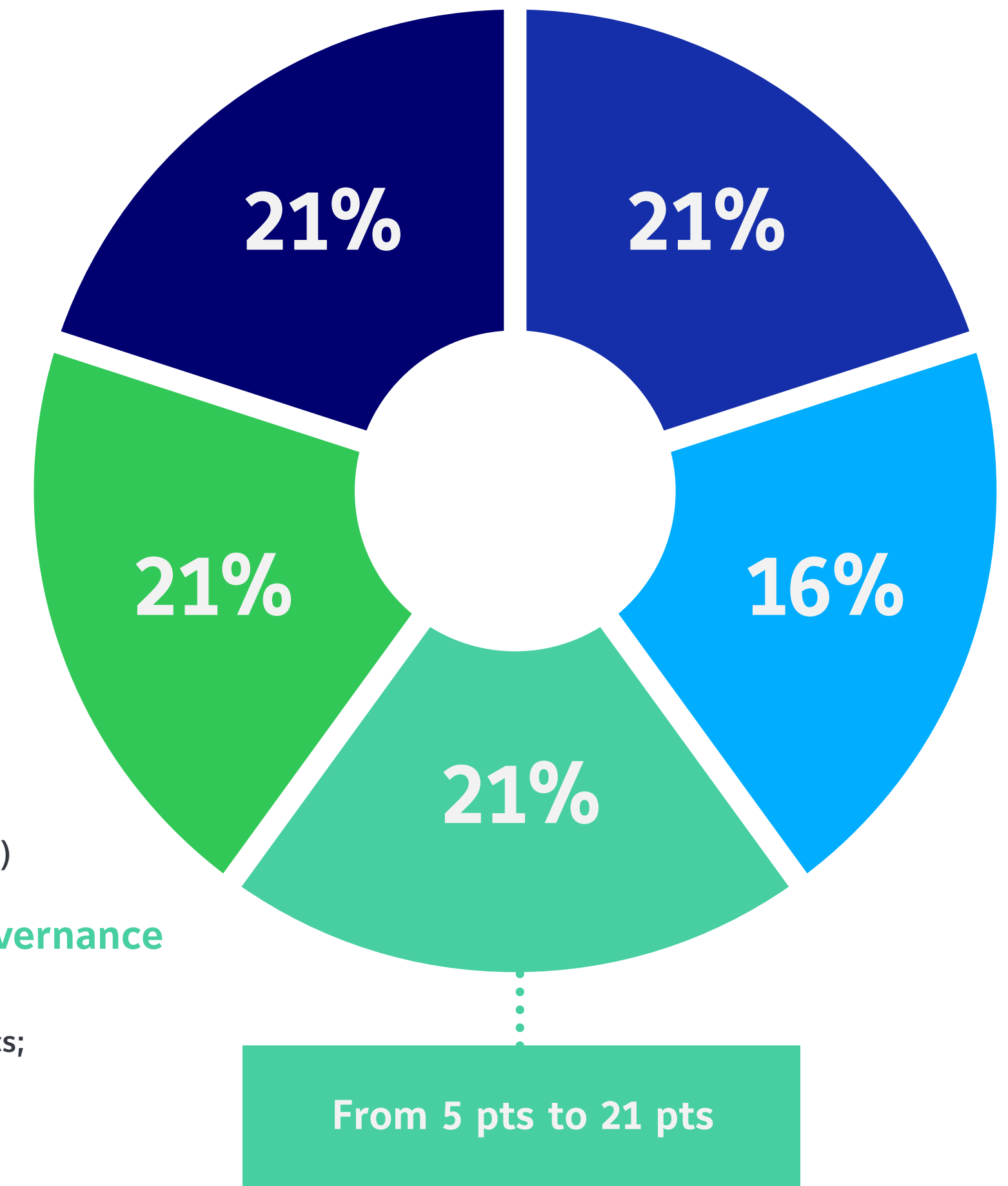
- Financial assessment (6)
- Supplier profile (4)

Delivery

- To promise date (10)
- To request date (6)
- Number of delivery disruptions (5)

Environmental, Social & Governance

- Supplier diversity (3)
- Environment; Human rights; ethics; Sustainable procurement (18)



Through our EcoVadis program, we assess our suppliers and create transparency on four key pillars: environment, labor and human rights, ethics and sustainable procurement. To complement this, we use artificial intelligence to collect data from the public domain and evaluate its relevance to our business relationships. When an issue arises, we proactively work with the supplier to develop corrective actions.

Our sourcing board reviews the supplier scorecard and specific sustainability ratings. Supplier evaluations are reviewed by category managers. Suppliers identified as high-risk require an improvement plan. Where the supplier has scored poorly, we expect all issues will be immediately resolved by the supplier or that the category manager will raise the issue to the procurement leadership lead for immediate risk mitigation. If the supplier doesn't remedy the issues, it can result in termination of the business relationship.

We also rely on local, state and federal agencies to monitor suppliers' compliance with environmental and labor laws. We often have direct discussions with regulatory agencies to review a supplier's compliance record and we even perform site audits of selected suppliers to ensure that the proper environmental and social processes are documented, implemented and remain effective.

Further supplier oversight may also be prompted by negative reports regarding the environmental and social conditions of a supplier's facility or process. Along these same lines, the falsification of data is taken very seriously and appropriate follow-up actions are taken whenever data is suspect, potentially resulting in the termination of the contract.

To date, no significant social or environmental performance issues have been identified with any of our suppliers. Current data indicates that no supplier has refused to abide with the essence of our Code of Ethics, nor has any supplier been terminated because of social or environmental performance issues. Since 2018, we have completed 2,111 Supplier Assessments. During the COVID-19 pandemic wherein travel restrictions prevented on-site visits, our assessments were conducted virtually by way of desktop audits. These assessments resulted in 15,828 corrective action items where the supplier had to make required changes to their systems and processes in order to remain within the Johnson Controls extended supply chain network.

See our [supplier portal](#) for more information.

Supplier diversity

Supplier diversity is a set of commercial and purchasing processes that incorporate diverse-owned businesses as elements of our product and service offerings.

Johnson Controls and its customers define diverse suppliers as companies that are certified as owned, operated and controlled by minorities, women, members of the LGBTQIA+ community, veterans, people with disabilities and members of indigenous communities, as well as those designated by government agencies as small or disadvantaged businesses.

Our diverse business enterprise initiative is directed by senior management and is integrated into our corporate strategy. However, we understand that supplier diversity is a team effort and requires the support of each office, facility and account. As such, goal achievements and progress are reviewed and communicated throughout the organization on a monthly basis.


We have a commitment to increasing diverse supplier spend at a rate exceeding revenue growth. To support the goal of increasing our spend with certified diverse business enterprises, we launched an initiative focused on underserved markets, through which we provide training and tools to our suppliers to help them increase capacity and win more of our business.

During 2023, we increased our spend on certified diverse business enterprises to \$598 million.

This represented a 41 percent increase compared to 2022, far exceeding our commitment to grow our spend with certified diverse business enterprises at a rate higher than revenue growth.

To achieve this, we identified diverse suppliers and fully integrated them into our existing procurement processes, including category strategies, sourcing board events and supplier development activities.

At Johnson Controls, we're committed to providing safe, ethical and sustainable products and services. We strive to partner with suppliers that have values and ethics equal or equivalent to our own, allowing us to achieve outstanding performance that meets or exceeds our customers' increasing expectations.



How we work

Governance

We aim to demonstrate our commitment from the top and to integrate sustainability into company goals and decision-making.



Governance principle:

Link sustainability and diversity goals to executive compensation to drive accountability

Progress:

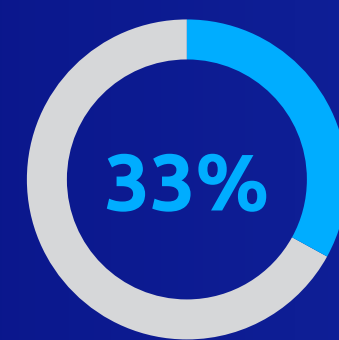
Sustainability and diversity performance goals are required for the top leaders of our company, including our CEO and executive team. These goals are included as part of the individual performance modifier of +10 percent to -25 percent, which is used to adjust the annual incentive award through a judgment-based assessment of how performance was delivered, taking into account our culture and values, as well as any exceptional circumstances during the year. To complement this, more than 21,000 employees also tied their annual goals to sustainability and diversity in 2023 (see [Executive Compensation](#)).

Governance principle:

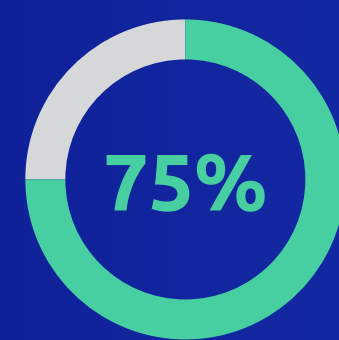
Ensure board diversity in gender, ethnicity, citizenship and skills

Progress:

Women account for 33 percent of our Board of Directors, while 75 percent of members are diverse in gender, ethnicity and citizenship (see [Company Leadership](#)).



Women on the Board of Directors



Members diverse in gender, ethnicity and citizenship

Governance principle:

Drive sustainability oversight by the Board of Directors

Progress:

The board reviews and discusses environmental, social and governance (ESG) goals and achievements, as well as matters important to our strategy, including reviewing our sustainability strategy and performance annually at a minimum. The Governance and Sustainability Committee of the board receives quarterly progress briefings on environmental, social and governance programs and goals, management, risks, trends and environmental health and safety (see [Sustainability Governance](#)).

Governance principle:

Align reporting with recommendations of the Task Force for Climate-related Financial Disclosures (TCFD) and International Sustainability Standards Board (ISSB)

Progress:

We disclose our climate-related financial risks consistent with guidance from the Task Force on Climate-related Financial Disclosures. We report them in our TCFD Report and in the CDP Climate Change Disclosure, and have even been named to the CDP A List for our disclosure and transparency. In 2022, we updated our climate-related risk and opportunity scenario analysis consistent with TCFD guidance. We use that analysis to identify the most critical climate-related risks and opportunities and to develop management strategies for mitigating risks and capitalizing on opportunities. We also integrated climate-related risks into our formal enterprise risk-management process to ensure the use of a consistent risk framework across the enterprise and to create accountability and visibility up to and including the board (see [Enterprise Risk Management](#)).

Overall, Johnson Controls uses a principle of transparency in its reporting: we do what we say we'll do and are transparent about where we can improve. We report in alignment with GRI Standards, report to ISSB topic disclosures as a SASB Reporter, now part of IFRS, and provide voluntary and mandatory ESG reports for our customers, investors and jurisdictions globally.

Company leadership

2-9 | 2-17 | 2-24 | 3-1

The Johnson Controls Board of Directors is guided by our corporate governance guidelines, committee charters, Code of Ethics and articles of association, all of which are publicly available in the corporate governance section of our corporate website. Detailed information about our executive leadership and governance structure, as well as our Board of Directors and its committees, are also publicly available in our 2024 proxy statement, our annual report on form 10-K and on the leadership page of our website.

We believe good governance requires not only an effective set of specific practices, but also a culture of responsibility and accountability throughout the company. Governance at Johnson Controls is intended to foster and promote both. In line with this, we're also committed to recruiting and retaining directors and officers of proven leadership ability and personal integrity.



Responsibility for economic, environmental and social topics

2-12 | 2-13 | 2-14

The mission of our Board of Directors is to promote the long-term value and health of Johnson Controls in the interests of our shareholders and to set an ethical tone at the top. All corporate authority is exercised by our Board of Directors, except for those matters reserved for our shareholders.

In general, the management of Johnson Controls is responsible for developing our overall mission and strategic plan on an enterprise and business level. Our Board of Directors retains oversight authority, defining and overseeing the implementation of, and compliance with, standards of accountability, while monitoring the effectiveness of management policies and decisions to ensure the company is managed in such a way to achieve its objectives.

Board of Directors and board committees

Our Board of Directors approves and oversees the implementation of the company's mission, strategic plan and business strategies, while providing advisory support to management. Its vision and values incorporate our company vision of a safe, comfortable and sustainable world, as well as our company values of being integrity-first, purpose-led, customer-driven, future-focused and one team.

The full Board of Directors oversees strategy and strategic risk through robust and constructive engagement with management, taking into consideration our key priorities, global trends impacting our business, regulatory developments and disruptors in our businesses. The full board provides oversight for processes established to identify and manage the company's impacts on the economy, environment and people. This includes reviewing the results of management's enterprise risk management process, which identifies the company's top risks. The board uses this information to understand the key internal and external risks faced by the company and to ensure that these risks are effectively managed.

The board also receives updates from management on business, sustainability, health and safety, human capital management and other topics to better inform its understanding of how our business and strategy impacts internal and external stakeholders.

In line with this, the board reviews and discusses ESG goals and achievements, as well as matters important to our strategy, such as reviewing our sustainability strategy and performance at least annually. The Governance and Sustainability Committee of our Board of Directors has been delegated primary oversight for the sustainability and health and safety matters impacting our company and is briefed each quarter on our progress. The full board also receives periodic briefings during the year on sustainability matters, ranging from our sustainability initiatives and progress to the intersection of sustainability and our business strategy. The Governance and Sustainability Committee, together with the full board, provides oversight for our progress toward, and achievement of, the sustainability strategies and goals established by management.

Our Compensation and Talent Development Committee has been delegated primary oversight of our talent development and human capital management efforts, though our full Board of Directors is also briefed on these matters periodically during the year. This includes diversity, equity and inclusion, as well as our overall employee experience. The committee is regularly briefed on our initiatives to foster, develop and maintain a high-performance culture. With this in mind, it reviews the results of management's initiatives to engage with employees in order to understand how the company's policies and practices impact the workforce and the overall employee experience. The committee provides advice and feedback to management based on the results of these efforts to help guide management's strategy to improve the employee experience and to drive a high-performance culture.

Chairman and CEO, Chief Sustainability Officer, Chief Human Resources Officer and Executive Committee

Authority for day-to-day management of economic, environmental and social topics is delegated to the Executive Committee (EC), which comprises the senior executives responsible for all our major corporate functions. The most senior positions with operational responsibility for environmental and societal aspects include the Executive Vice President, General Counsel; Executive Vice President and Chief Human Resources Officer; Vice President,

Chief Sustainability and External Relations Officer; and Vice President and Chief Procurement Officer.

In addition, local business leaders are also responsible for the impact our business has on the environment and local society, while the EC further delegates relevant authority for economic, environmental and social topics, including all the material aspects discussed in this sustainability report, to the Environmental, Social and Governance Leadership Committee (ESG LC) ([see Sustainability Governance](#)).

Shareholder engagement

Our outreach efforts are generally led by management representing a wide variety of functions, including corporate governance, sustainability, human resources and investor relations. The feedback we receive through biannual engagement efforts is an important factor in discussions regarding our governance and business practices. The outcomes of these discussions are reported to our Board of Directors by management. In addition, the Governance and Sustainability Committee regularly reviews relevant shareholder and stakeholder correspondence addressed to the Board of Directors. These methods of engagement provide our board with valuable insights into the views of our shareholders and other stakeholders.

Executive compensation tied to sustainability and diversity

2-19 | 2-20

Sustainability and diversity performance goals are required for the top leaders of our company, including our CEO and executive team.

These goals are included as part of the individual contribution modifier applied to their annual incentive award calculation, which assesses an individual's contributions and actions towards our business and operational improvements, as well as our progress in sustainability and diversity.

Sustainability and diversity goals are factored into the individual contribution modifier of +10 percent to -25 percent to assess individual contributions to our performance.

This includes:

Climate: Progress toward our emissions-reduction goals and achievement of top-tier sustainability ratings.

Health and safety: Realizing our Zero Harm vision by championing health and safety initiatives that result in improved employee well-being and safety outcomes.

Diversity and inclusion: Continued progress toward our diversity and inclusion goals.

Employee and external engagement: Fostering a culture of sustainability and an enhanced employee experience that engages and attracts people who want to make a difference.

In addition to this, our CEO reports to our Board of Directors on ESG progress on a quarterly basis. With this, a quarterly CEO scorecard is prepared with performance against annual ESG and other business targets, which is then reviewed by the full Board of Directors.

Integrating sustainability into the goals of our executive team and linking them to compensation ensures sustainability is embedded in our products, services and culture.

For 2024, more than 21,000 employees have tied their annual goals to sustainability, diversity or both, an increase in just one year of more than 5,000 employees who are committing to furthering sustainability and diversity at Johnson Controls.

Enterprise risk management

2-12 | 2-23 | 2-24 | 201-2 | 205-1

We incorporate sustainability into our enterprise risk management (ERM) process and integration continues to evolve.

As a global industrial company, we face a range of risks, including general economic, credit and capital market conditions risks, geopolitical risks, regulatory risks, global climate change risks and several other risks that are described in more detail on pages 11-26 of our fiscal year 2023 Form 10-K.

With this in mind, we have a comprehensive enterprise risk management (ERM) program that engages a variety of stakeholders across the enterprise to identify our top internal and external risks. As part of this, our board is primarily responsible for overall risk oversight, including the company's risk profile and management controls. More detailed information on the risk oversight role of the Board of Directors is disclosed on page 29 of our 2024 proxy statement.



Due to the importance of climate-related issues, we also engage in a focused risks and opportunities process specific to climate-related risks and opportunities, which is aligned with our overall ERM framework. We do this every other year. In the interim years, risks identified through this process are reviewed and updated as appropriate.

We govern our enterprise risks and opportunities through a robust risk management and mitigation program:

- **Our Board of Directors has a risk oversight role consistent with our governance structure**
- **Management has day-to-day responsibility for assessing and managing risk exposure**
- **The board and its committees provide oversight in connection with those efforts, with a particular focus on the most significant risks we face**

The board performs its risk oversight role both directly and through its standing committees. Throughout the year, the board and each of these committees spend a portion of their time reviewing and discussing specific risk topics. Board meetings regularly include strategic overviews by our CEO and other members of senior management that describe the most significant issues, including risks affecting us. On an annual basis, the Chief Ethics and Compliance Officer and other members of senior management report on our top enterprise risks, as well as the steps management has taken or will take to mitigate these risks.

In addition to this, the board regularly receives updates covering specific risk topics from business leaders, the General Counsel, Chief Information Officer, Chief Sustainability and External Relations Officer and other functional leaders. It also reviews the risks associated with our financial forecasts, business plan and operations, which are identified and managed through our ERM process.

Our ERM process provides a common framework and terminology to ensure consistency in identifying, reporting, analyzing and managing key risks. It's also linked to the strategic planning process, compliance and internal audits, and includes a formal process to identify and document the key risks to Johnson Controls as perceived by a variety of stakeholders in the enterprise. To add to this, a risk committee participates in the ERM process in three ways:

- 1. Identifying and developing mitigation plans for operational risks at the functional and regional levels of the organization**
- 2. Providing feedback on the ERM process, procedures and results**
- 3. Escalating any new risks as appropriate to the Executive Committee**

To complement this process, we also have key teams in place to oversee and advise on our sustainability risks and opportunities, including our Executive Committee, Executive Leadership Team, the ESG Leadership Committee and specialized committees and management groups. The results of enterprise risk management activity are presented to the board at least annually.

Ethics and integrity

2-16 | 2-23 | 2-24 | 2-25 | 2-26 | 2-27 | 3-3 | 205-2 | 205-3 410-1
RT-EE-510a.1

We're proud to have been named one of the World's Most Ethical Companies® for the 17th time in 2024, joining just 11 companies worldwide who have received this honor 17 times.

Our company's ongoing success stems from our deeply engrained culture of integrity, guided by our Code of Ethics and the principles in our Human Rights and Sustainability policy. In fact, integrity is at the center of everything we do. Acting with integrity allows us to meet the high expectations of our customers, partners and communities, giving us a competitive advantage in the process.

For us, doing business with integrity is the only way to do business.



Code of Ethics

Our Code of Ethics applies to everyone at Johnson Controls, including the Board of Directors, company officers, employees, agents and contract workers. It's available in 33 languages and provides specific guidance on the behaviors that drive a global culture of ethics and integrity, updated periodically to reflect changes in laws, regulations and company policies. Compliance with our Code of Ethics and our Anti-Corruption Policy is a condition of employment.

All employees receive training and communications on our Code of Ethics in the following ways:

All new employees are required to attend training on our Code of Ethics and attest that they have read, understood and will comply with it as a condition of employment

Every two years, all online employees must complete an ethics certification that requires completion of the ethics training module and a review of the Code of Ethics

The Code of Ethics is regularly addressed by our managers in employee meetings

The Code of Ethics is reinforced and referenced via tone-at-the-top communications and messaging to employees throughout the year (employee portal, in-person meetings, web casts, emails to employees, etc.)

Training

205-2 | 410-1

In addition to Code of Ethics training, we train our employees and Board of Directors on a variety of anti-corruption, competition and privacy-related matters.

Employees who work in functions at elevated risk receive our periodic Vital Values online training, covering specific ethics and compliance topics such as anti-corruption, conflicts of interest, fair competition and privacy. Twice per year, all managers in the company also conduct Values in Action sessions, which are scenario-based ethics discussions with their teams. In fiscal year 2023, we achieved 96 percent completion of these trainings.

Furthermore, as part of our Third-Party Program approval process, we require all high-risk business partners to complete mandatory anti-corruption training prior to their engagement with Johnson Controls.



Board oversight

The Board of Directors has overall oversight responsibility for ethics and compliance at Johnson Controls. The Chief Ethics and Compliance Officer provides quarterly updates to the Audit Committee of the board on significant investigations, integrity helpline metrics, compliance training and communication, and program highlights. The Audit Committee also has oversight responsibility for the contents of the Code of Ethics.



Integrity helpline

2-16 | 2-25 | 2-26 | 205-3

At Johnson Controls, we value an environment where everyone is empowered to question any possible wrongdoing. Anyone who is concerned about potential violations of our Code of Ethics, company policy or the law is expected to speak up.

With that in mind, a 24-hour integrity helpline managed by our Ethics and Compliance team is available to anyone who wishes to raise an ethics or compliance concern with the company. Available in 47 languages, the integrity helpline is operated by an independent third-party vendor and allows callers to log concerns anonymously.

Employees, suppliers, customers and third parties can raise concerns by phone or through the web-based integrity helpline portal. Concerns raised via the integrity helpline are triaged and routed to the appropriate function for review and investigation. Statistics are produced regularly and are reviewed by senior executives and the Audit Committee of the Board of Directors.

However, the integrity helpline is only one of several communication vehicles that employees can use to raise ethics-related concerns. Often, employees discuss such issues directly with their manager, while they're also encouraged to reach out to their human resources representative, legal department, compliance team or integrity champions with any questions or concerns. Alternatively, employees can contact the compliance team directly by using the Ask Compliance mailbox. Queries sent to this mailbox are reviewed and sent to the appropriate compliance contact.

We strictly prohibit retaliation against anyone for reporting concerns or co-operating with a company investigation.

In fiscal year 2023, there were no incidents of corruption which would have a material impact on our company or our stakeholders. All reported issues of alleged corruption are documented, investigated and remediated until resolution.

Operations assessed for risks related to corruption

205-1 | 412-1

Our global risk assessment framework includes anti-corruption audits, the Third-Party Program and enterprise risk management (ERM). Each of these programs plays a role in addressing corruption risks for our company.

Our Third-Party Program is dedicated to performing anti-corruption due diligence for high-risk business partners of Johnson Controls prior to their engagement around the globe.

In fiscal year 2023, more than

1,400

Johnson Controls business partners
in over 100 countries
were screened by a team of dedicated due
diligence specialists and approved for
business through this program.

To complement this, our annual ERM process specifically covers bribery and corruption risks, with progress reported to the Board of Directors on an annual basis.

Fair competition

206-1

Our policies and practices support a free and competitive marketplace, with key elements of our fair competition program including our Code of Ethics, fair competition policies and competition law guidelines:

- Our Code of Ethics sets expectations, provides guidance and links to employee resources related to fair competition
- Our global Antitrust and Fair Competition Policy informs employees about the fundamental requirements of competition laws and their duty to comply with them
- Our Competition Law Guidelines use real-life scenarios to help employees understand fair competition risks and to make the right decisions

In addition to our policies governing fair competition, Johnson Controls has a robust training framework to educate our global workforce to ensure employees comply with expectations. As an added measure, employees who work in functions at elevated risk receive regular online training on fair competition, among other topics, while our Values in Action sessions often include fair competition elements and discussion questions.

See: [Values First: the Johnson Controls Code of Ethics](#) and our [Human Rights and Sustainability Policy](#)

Spotlight

As part of our fair competition program, we recently launched a just-in-time communications process to mitigate the fair competition risks associated with trade shows and similar events where our employees may interact with competitors.

Two or three days before an employee is scheduled to attend such an event, they receive a brief email from the Ethics and Compliance team. The email is translated into the employee's local language and provides quick, plain-language guidance about what employees may and may not discuss with competitors. By delivering these reminders right before the event in question, we help keep the rules top of mind for employees when they need them most.

Our employees

Talent management

At Johnson Controls, we support the continued development of our employees and have embedded this focus throughout our performance and talent processes. We encourage our employees to own their careers by giving them the forum to discuss their career aspirations, as well as the support to pursue them.

Our career development processes include career profiles, manager discussions and individual development planning, all of which inform the annual organization talent review and succession planning process. Each quarter, leaders focus specifically on the development of employees who report to them.



Strategic talent reviews and succession planning occur annually across our business areas globally. In these meetings, senior leaders discuss key talent management topics, including the review of critical roles, top talent, strategic talent moves and their talent management focus for the coming year. As part of this process, talent assessments and individual development plans are used to drive the development of high-potential employees, identifying individual key strengths and areas for improvement, as well as events and experiences needed for further development.

In 2021, we launched an Enterprise Leadership Competency model to define a consistent set of capabilities and behaviors across the organization, from individual contributor to senior executive. This model has been embedded into our talent processes, including recruiting, performance management, learning and development, career development and succession planning. Leveraging this model allows us to provide common information to employees on our expectations for successful performance in all roles and across all levels of the organization, enabling employees to obtain feedback on their strengths and development areas as it pertains to both their current roles and the roles to which they aspire. Employees can also initiate a 360-feedback survey, aligned to our Enterprise Leadership Competency model, to obtain feedback from their manager, peers, direct reports (if applicable) and other business stakeholders.



Employee development, training and education

2-7 | 401 | 404 | 404-2

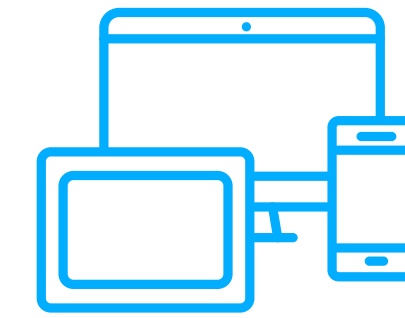
At Johnson Controls, we support the ongoing development of our people and continue to provide opportunities for our employees to grow their careers.

Our goal is to meet learners where they are, embedding learning in the workflow, with a focus on the skills employees need to succeed in their current and next roles. This focus is particularly important given that approximately 41 percent of our management positions are filled internally.

In fiscal year 2023, we offered a robust curriculum of over 197,000 activities, consisting of videos, courses, e-learning, documentation, articles and books, including over 4,000 active (in-person or virtual) learning courses. During this time, over 1.36 million learning activities were completed by approximately 85,510 employees, or 86 percent of our total workforce. Total learning hours consumed by employees amounted to 1.32 million hours, an average of almost 15 hours per employee, including time invested in formal learning and standard time invested in self-paced reading or video consumption.

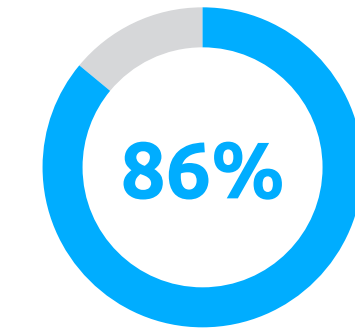
To ensure our employees have the skills and capabilities to drive success now and into the future, we aligned our professional and leadership development learning with our enterprise leadership competency model, which we launched in 2020. Our leadership competencies are the key capabilities that define how employees can contribute to their own development and career success, regardless of their function or level in the organization.

To complement this, all managers were accountable for introducing and teaching an area of our strategy to their teams each month in 2023. Through our Strategic Clarity Conversations initiative, they provided a leader-led discussion to drive clarity around our strategy and shared purpose across the enterprise.



Total learning hours consumed
1.32 million
avg. 15 hours per employee

197,000
activities in fiscal year 2023
including over
4000
virtual or in-person
learning courses



of our total workforce
85,510
employees completed
learning activities

1.36
million
learning activities completed
in fiscal year 2023

Furthermore, our rotation programs in finance, and sales and marketing, coupled with our other early career sales engineering programs, continued to grow in fiscal year 2023, while our learning and development teams have won awards for their high-quality learning programs in each of the last five years.

Leadership development

We believe in developing our employees at all levels, with a focus on preparing them for leadership roles. Our portfolio of employee development programs is designed with this in mind, while also covering topics for those transitioning to new roles or those needing to drive and manage new changes.

- **Extreme Learning Program (XLP)**

This is a development program for senior leaders who have demonstrated the potential to be a next-generation global leader at Johnson Controls. Every other year, a group of around 25 high-potential leaders is challenged to solve real-world business problems, while building new relationships and exploring global business issues. Since its launch in 2004, 13 classes have completed this program.

- **Johnson Controls Leadership Edge (JCLE)**

This is an intensive development and acceleration program for senior managers and directors who have demonstrated the potential to be the next generation of leaders at Johnson Controls. The program helps leaders shift their mindset and behaviors to think and act with broader scope and responsibility by strengthening their knowledge and skills in business strategy, financial acumen, customer centricity, digital capabilities and people leadership. This program began in 2007 and now engages 150 managers from around the world each year.

- **Rocket Leadership Development (RLDP)**

This is an intensive development and acceleration program for managers of individual contributors who've demonstrated the potential to be the next generation of leaders at Johnson Controls. The program helps leaders shift their mindset and behaviors to think and act with broader scope and responsibility by developing their business acumen and people leadership. Originally delivered in Asia, this program was expanded to all regions in 2021 and now engages 150 managers from around the world each year.

- **Emerging Leaders**

This program is designed to accelerate the role transition of an individual contributor to a frontline manager by arming them with the knowledge, skills and tools needed to effectively handle the challenges they will face early in their career as a leader. This program annually engages 150 managers from around the world.

- **Women in Leadership**

This development program explores the unique issues that women leaders face, while enhancing the leadership skills of participants to empower them to achieve their full professional potential. This program annually engages over 500 women from around the world.

- **Leadership Fundamentals 1**

This foundational leadership program equips newly promoted first-time managers with the leadership and management skills needed to effectively build and lead a high-performing team.

- **Leadership Fundamentals 2**

This leadership program equips newly promoted managers of managers with the leadership and management skills needed to effectively build and lead multiple teams with varying scope and increased complexity and scale.

- **Change Leadership Curriculum**

This award-winning curriculum helps employees at all levels develop change competence. The training reaches thousands of employees per year and includes: Change Practitioner Bootcamp, Change Agents: Delivering Project Results, Reinforcing Change, Leading Yourself Through Change, Leading and Accelerating Change, Communicating Change and Sponsoring Change for Senior Leaders.

Commercial training programs

We invest in developing the talent and capabilities of our commercial and commercial support organizations across all roles and tenures.

Our new-hire commercial training programs across multiple levels and domains are best-in-class, with the right mix of knowledge, skill-building and on-the-job application.

To add to this, we continue to actively seek input from our tenured employees on their development and upskilling needs, including building their toolset to enable them to own and drive their career.



Our commercial training programs include:

BEST Internship

This development program is designed to recruit and hire college engineering students in their junior year by offering a summer internship position. Interns are then evaluated on their existing sales competencies and behaviors and, depending on performance, offered a position in the next BEST class.

BEST Fire and BEST HVAC

This six-month development program for new graduates in either HVAC or Fire focuses on organizational knowledge, product knowledge and sales skills. It includes in-person classroom learning, simulations and an assignment-based experiential learning experience in the local branch.

SalesBuilder programs

SalesBuilder is a development program for new and experienced salespeople. It aims to provide learning, experiences, connections and know-how for participants to apply their knowledge of the business to Johnson Controls buildings product offerings, sales processes and customer solutions. The SalesBuilder program is a 13-week journey with three learning levels: foundational, consultative and specialist level. The majority of the program is mandatory, though some elements are elective at the specialist level. The entire program is based on real-life learning and application, and is

blended in its approach. There are three different programs offered under this umbrella based on different lines of business:

- SalesBuilder Security
- SalesBuilder Fire
- SalesBuilder HVAC

Building Sales Leaders (BSL)

This is a six-week new sales manager onboarding program (development program) that focuses on leadership fundamentals to help new sales managers drive results, lead their teams, plan for growth and develop themselves. Weekly themes include support and resources, building and developing your team, sales leadership strategy, coaching your people and sales performance management. Topics include, but aren't limited to, one-on-ones, pipeline inspection, coaching to account management, coaching to sales process, business strategy and GTM view and sales incentives and quota.

Sales Management Code

This development program for sales managers is focused on high-impact salesperson activities and has an emphasis on sales manager coaching.

In addition to these standard annual programs, commercial employees are provided with a large portfolio of upskilling opportunities. These opportunities include,

but aren't limited to, negotiation skills, pricing, account management and digital knowledge. Some projects for the commercial organization are anticipatory of shifts in our organization, our customers' needs and the commercial workforce of the future. With that focus, these employees have been afforded significant opportunities to upskill, create career plans and develop for their future, as well as for the future of Johnson Controls.

These opportunities include:

Building Sales Leaders Boosters

BSL Boosters are ongoing, quarterly development opportunities for sales leaders. The goal is to enable increased sales productivity from our sales teams by improving coaching effectiveness from our sales leaders. BSL Boosters train managers on improving team cadences, coaching structure, day-to-day performance management and overall team development. They target continuous development of our sales leaders on a quarterly basis, with the aim of maintaining sales management standards and excellence.

Sales Competency Model and Development Assessment

Our Sales Competency Model was launched for all sellers across all channels around the globe. At the start of the year, sellers received the opportunity to take the Sales Competency Development Assessment, which allows for informed discussions on gaps against desired competencies and behaviors. This assessment helps guide Individual Development Plan (IDP) discussions between sellers and managers on areas of focus and development throughout the year.

Competency-Based Upskilling for Sellers

The Competency-Based Upskilling for Sellers program is the starting point for all sellers to accelerate their development and growth. The purpose of this program is to allow sellers to continue to invest in themselves across 22 key behaviors and skills related to 11 competencies. Some of these skills include, but aren't limited to, building partnerships, influencing with impact, knowing your competition, and products and solutions knowledge. This program has been translated into seven languages and is globally available to all our sellers across all channels.

Sales Manager Impact

The Sales Manager Impact program is aimed at supporting sales managers as they focus on specific leadership categories to improve their leadership behavior. Aligned with YourVoice, our employee listening program, our sales managers can identify their gaps and own their development. On a quarterly basis, they receive their YourVoice results and identify gaps in their leadership. They can then enroll in this program to grow the identified skillsets. Some of the topics include, but aren't limited to, providing clear goals, leading and embracing differences and creating an open and trusting environment.

Own Your Career

Supporting the individual effort of transformation, this is a blended learning program supported by HR partners and people managers. It creates a career ownership mindset among employees and includes the compelling reasons one must own their career journey and development, how to map out a career focus, how to create a development plan and how to gain support from managers.

OpenBlue Advocate Program

This is a foundational program for anyone seeking to develop an understanding of the current digital age and the role OpenBlue digital solutions has to play. After completing the program, learners will be able to speak confidently about the value of OpenBlue solutions in the current digital age, the technologies that enable Johnson Controls OpenBlue solutions and how OpenBlue digital solution projects are implemented.

Winning Mindset

This is a workshop-centered program for sales support engineers to own their outcomes with sellers, to build trust between themselves and their internal customers, and to use their knowledge, skill and influence to increase win rates. Another key aim of this program is developing an understanding of agency among the engineers to make a difference through training and discussions on partnership, accountability, outcome focus and confidence.



Field operations training

Field operations training provides engineers, mechanics and technicians with the skills, knowledge and confidence to support customers.

As our technology and equipment evolve, our technicians need an ever-growing skillset in order to provide exceptional customer service and remain best in class at maintaining building safety and efficiency.

With this in mind, we offer a variety of programmatic courses in the HVAC, fire and security spaces.

These courses focus on the installation and service of our products and are available via a variety of formats: remote self-paced, remote cohorts of peers or in person at one of our many training institutes across the world.

Some courses are also blended in their approach, providing both online and in-person sessions.

Our field operations training courses include:

Service Technical Academy (STA)

STA is a career development program designed for North American HVAC service technicians and mechanics, as well as all security and fire technicians.

Building Operations Leaders (BOL 1.0)

BOL 1.0 is the sister program to Building Sales Leaders, but for our field operations managers. Topics include, but aren't limited to, operations cadences, customer interactions and key performance indicators.

Building Operations Leaders 2.0 (BOL 2.0)

BOL 2.0 builds on the operational cadence of BOL 1.0, diving deeper into the leadership behaviors that govern successful branch operation. The focus of this program includes upskilling frontline managers on the practices and leadership behaviors that make impactful differences to the financials, personnel and backlogs of a branch.

BEST Installation program

BEST Installation is a centralized training program that supports new installation technicians for the first 12 weeks of their employment. Topics include Johnson Controls tools, platforms and services, best practices in installation and professional skills training for customer service excellence. This course culminates in a two-day in-person application event.

BEST Engineering program

The BEST Engineering onboarding program prepares new-hire and new-to-role engineers for hardware and software field engineering. Topics include project flow, tools, systems and processes.

BEST Service Controls program

BEST Service Controls is a multi-pronged approach to onboarding mechanics, technicians and chiller technicians. This 12-week course teaches the basics of reactive maintenance and repair, as well as covering Johnson Controls systems, tools and platforms related to controls.

BEST Mechanic program

The four-week BEST Mechanic program is a rapid onboarding and upskilling program for employees working on the service and repair of our mechanical equipment. This program prepares mechanics to effectively and efficiently repair equipment.

BEST Fire Alarm program

BEST Fire Alarm is a 12-week onboarding program that helps new fire alarm installers to learn their new role. Topics include programming, safety and installation.

BEST Financial Fundamentals program

BEST Financial Fundamentals is an introductory business basics course designed to support new leaders in being responsible financial leaders in their branches and markets.

Connected Chiller Onboarding

This onboarding program presents all connected chiller learning on one innovative, self-paced learning platform where technicians can access the materials required to successfully connect chillers.

Building Solution North America (BSNA) Operation System (BOS) training program

The BOS centralized training program focuses on all operating tools, platforms, operations cadences (LSW) and key performance indicators.

Manufacturing training

The Johnson Controls Front-Line Manufacturing Training program is designed to increase retention and decrease time to competency for priority front-line manufacturing roles.

Johnson Controls Standard Front-Line Manufacturing Orientation

This program presents temporary and hourly new hires with a proper orientation to their new facility, including sessions on what we make and how it's made. There is also a heavy retention focus, ensuring coverage of current employees' real-life career paths, positive quotes about what it's like to work at their new facility and recent community engagement activities. The program also includes the facilitation of the Johnson Controls Standard (OSHA Compliant) Safety Onboarding module.

Johnson Controls Standard Front-Line Manufacturing Role-Based Training Program

Taking place in both classroom and lab/dojo settings, this program delivers the foundational knowledge, skills and behaviors needed for new hires and cross-training employees to become confident and competent in their new roles. In addition to building the required skills to perform assigned tasks, this program decreases performance impact on tenured front-line employees by decreasing the amount of on-the-job training needed to meet proficiency requirements.

JCOL Supervisor Skills Program

This 10-week program (one two-hour virtually-led module per week for 10 weeks) is designed to provide a common understanding of the supervisor role in all Johnson Controls plants. The program focuses on the skills and attitude required to succeed in the workplace and ensures that business goals are achieved with trust, respect, accountability and positive workspaces. The program also supports standardized skill building in the principles of servant leadership, standard work, leading lean, lean daily management and JCMS.

Performance management

404-3

One of our strategic drivers is to build a high-performance culture.

Through a robust and standardized performance management program, non-production employees across the globe set goals aligned to both business and functional objectives and the company's strategic plan, inclusive of the desired capabilities defined in our Enterprise Leadership Competencies and Company Values.

Employees are expected to "strive for five" by having a minimum of five goals, with at least one being development focused, and are highly encouraged to include diversity, equity and inclusion and sustainability aspects into their goals.

To this end, employees participate in quarterly goal progress review meetings with their managers and have dedicated time for development conversations and activities to ensure a continued focus on career growth. Employees have several resources to utilize when

researching and planning career development, including access to an individual development plan and online learning platform.

Our online employees also complete an online annual review process that includes active participation through both a self-review and a manager review to ensure the evaluation is comprehensive and includes the full year's accomplishments. This review balances both achievement of performance metrics and behavioral expectations.

In addition to this, employees and managers are encouraged to seek feedback from others to include in their review and to utilize recognition received through Bravo, our recognition platform. Each year, management participates in calibration sessions to ensure the performance management process is applied equitably and fairly across teams and functions in the organization. Of the eligible non-

production employee population, 95 percent of employees received a fiscal year 2023 annual review.

This standardization of performance management enables strong feedback on employees' performance, robust career development planning, informed pay and rewards investment, and detailed reporting and analysis. To complement this, we maintain intranet sites dedicated to human resource professionals, employees and managers for desktop access to key human resource-related information that has been translated for global use.

Ongoing training is also provided throughout the year to ensure that employees understand the purpose and benefits of the process.

Human rights

2-7 | 2-8 | 2-16 | 2- 23| 2- 26 | 411-1

In accordance with our Code of Ethics and Human Rights and Sustainability Policy, we're committed to providing safe and healthy workplaces and operating in such a manner that protects human rights, human health and environmental quality in our communities.

We expect our employees to act in a socially and environmentally responsible manner and require them to comply with applicable laws and regulations. We require our suppliers to operate in a similar manner and incorporate such language into our supplier contracts.



Our business requires the line management of each facility to ensure implementation of the equal opportunity and no harassment policies in accordance with national, state or provincial law. Additionally, our Executive Vice President and Chief Human Resources Officer monitors implementation of and compliance with these policies. Johnson Controls expects 100% of our suppliers to abide by the principles outlined in our Code of Ethics, which covers issues such as labor, human rights and the environment.

Employees, temporary workers, visitors and other non-employees are encouraged to immediately report situations of harassment committed by anyone, including visitors and other non-employees. They are asked to report the matter to their department manager, plant or facility manager, or local human resources manager. We want to know of any allegation of harassment or unfair practice so that appropriate action can be taken following a prompt investigation.

To ensure our processes are working properly, and that employees, customers and shareholders understand our policies and guiding principles around treatment, respectability and integrity, we systematically gather feedback and take action to improve our work environment. As such, we track, analyze and communicate performance outcomes quarterly.

UN Global Compact

2-23

Our human rights policy specifically states that we fully support the United Nations Global Compact's Ten Principles. These principles are based on the Universal Declaration of Human Rights, the International Labor Organization's Declaration on Fundamental Principles and Rights at Work, the Rio Declaration on Environment and Development, and the United Nations Convention against Corruption.

Our progress in meeting each of the UN Global Compact Principles is reported publicly on the United Nations Global Compact website.

Child labor

408

Our company takes active measures to prevent child labor through our policies. Both our Code of Ethics and Human Rights and Sustainability policy address child labor and are consistent with the UN Global Compact and ILO Convention.

We also take appropriate steps to ensure there is no child labor in any of our facilities, with potential employees required to show valid identification and proof of age before they are hired. We have not found any plants or operations that would be at significant risk for incidents of child labor.

Forced or compulsory labor (Slavery and Human Trafficking policy)

308-2 | 409-1

There are no operations within Johnson Controls that have been identified as having significant risk for incidents of forced or compulsory labor, which we take proactive measures to prevent through our policies.

Our Slavery and Human Trafficking policy complies with the Modern Slavery Act of 2015 and is updated annually. We're committed to taking steps to ensure that slavery and human trafficking are not taking place in any part of our supply chain or in any part of our business. We require our employees and suppliers to abide by our Code of Ethics, while we also gather information to quantitatively measure our suppliers' sustainability programs and to ensure compliance with local, state, federal and country laws, including laws on forced labor.

We expect that suppliers should also take steps to ensure that slavery and human trafficking are not taking place in any part of our supply chain or in any part of our business. As an added measure, we utilize a third-party review to assess our suppliers and create transparency on four key pillars: environment, labor and human rights, ethics and sustainable procurement.

Continued external employability

2-29 | 402-1

The competitive nature of the business requires us to occasionally restructure in order to compete and survive in a rapidly changing, cost-driven customer environment. In alignment with company values, when workforce reductions occur, they are carried out with the utmost respect for the people concerned. In accordance with local, state, federal and country requirements, we also ensure the collective bargaining unit (if applicable), state dislocated worker unit and appropriate local government unit are advised.

Trade union health and safety

2-30 | 403-4 | 407-1

Certain Johnson Controls operations are subject to collective bargaining agreements, including the health and safety topics covered by these agreements. We strongly believe in providing our employees with a safe place to work, no matter their location or union association. We communicate this belief through our Code of Ethics, which applies to all our employees and suppliers.

In the European Union, our health and safety programs are subject to Works Council review and approval, and to collective bargaining agreements in certain countries. We collaborate with trade unions and other employee representative organizations, as defined by local regulations, to improve workplace health and safety.

Conflict minerals

RT-EE-440a.1

We are a member of the Responsible Minerals Initiative (RMI) and are committed to the responsible sourcing of conflict minerals throughout our supply chain. As such, we compare the aggregation of smelter lists provided by our suppliers with the official RMI list of smelters to determine which smelters are potentially not conflict-free. Our company works diligently on the detailed identification of smelters that are not conflict-free and their possible presence in our supply chain, working to remove them from our channels with the help of our suppliers.

The overall information provided by our suppliers further aids in conducting our due diligence, including assessing reports for completeness and consistency, which are subsequently shared with the required parties. Our due diligence processes also conform to the primary principles of the internationally recognized due diligence framework from the Organization for Economic Co-Operation and Development.

We collect conflict minerals data from suppliers that are relevant to conflict minerals, and data for calendar year 2023 was received from more than 54% of those relevant suppliers.

Our [Conflict Minerals Policy](#) and our [Conflict Minerals Report](#) are publicly available on our website.

Security personnel

410-1

Our security mission is to protect our people, property and intellectual assets through the implementation of appropriate risk-based and business-minded security and loss prevention tactics.

In order to achieve this security mission, we have processes, activities and metrics in place to support enterprise security operations that include loss prevention, asset protection, executive protection, enterprise security-risk-management, security investigations, travel security, crisis management and business continuity.

We employ security personnel either directly or through vendors, and their responsibility is primarily physical security. All such personnel are sufficiently qualified and are trained in our Code of Ethics, including our human rights policies and procedures.



Product safety

403-7

We're proud to have been recognized by LexisNexis as one of the world's most innovative companies in its latest report, Innovation Momentum 2023: The Global Top 100.

This report recognizes companies advancing innovative solutions to today's challenges, while laying the intellectual property foundations for further breakthroughs. This is very much in line with our company values of being customer-driven and future-focused, which define our commitment to helping our customers win and to continuously improving our business.

Our business is committed to providing quality products and services that meet or exceed the expectations of our customers, with responsibility for monitoring customer satisfaction residing with the Board of Directors and business management. Deficiencies that threaten the physical well-being of any person or put the financial security of our company at risk are required to be immediately reported to management. Deficiencies may involve product quality, manufacturing or design, as well as safe installation, commissioning, operations, service or maintenance.

Our internal Johnson Controls Operating System (JCOS) defines and standardizes best practices across our corporate activities. This includes our Commercial Excellence and Engineering Excellence initiatives, which ensure the continuous improvement of solutions that advance health and safety for our customers. JCOS also ensures uniformity in dealing with customers and brings prompt, measurable quality improvements.

Our business is committed to providing quality products and services that meet or exceed the expectations of our customers



Customer health and safety

Assessment of the health and safety impacts of product and service categories

403-7 | 416-1 | 416-2

Our products meet or exceed applicable government and industry safety standard requirements. This is accomplished through the implementation of a standardized procedure assessing safety and health impacts for our product development.

We follow a product development and launch procedure called the Rapid Closed Loop Process (RCLP), which identifies applicable product safety standards, codes and regulations and incorporates them in to the product design. The RCLP procedure uses a process known as Failure Mode and Effect Analysis (FMEA) to address single-point failure modes in the product design and manufacturing processes. For new products and products in the field, we may also use risk assessments or Fault Tree Analysis (FTA) in the design to capture compounding effects leading to failures, as well as mitigation or prevention opportunities, after which the countermeasures can be put back into the FMEAs as single-point failures.

Product safety requirements are defined under FMEAs with the highest severity ratings. Any identified non-compliance with applicable safety standards, codes and regulations is addressed through preventative means, or through our validation testing or in-process/end-of-line testing in our manufacturing facilities. In addition, a significant number of our new and current products are also evaluated and listed by either Nationally Recognized Test Labs (NRTL) or by qualified testing laboratories to applicable safety standards.

Our significant product and service categories are covered by, and assessed for compliance with, company procedures for assessing product or service health and safety impacts.

In line with this, we collect material due diligence information from nearly 10,000 active direct suppliers, covering over 500,000 parts in the form of IPC-1752A Class D Full Material Disclosures or simplified material declaration statements.

Our business takes potential product safety issues very seriously and routinely monitors consumer reports and other relevant information, including through www.saferproducts.gov. We also have a process for determining whether products in the field have non-conformities that might be the source of potential product safety concerns.

We regularly monitor field performance, as well as performance in the factory, to determine whether any non-conformities in our products could be the source of those types of concerns. If such circumstances exist where our product is sold to the end user, we determine the correct field actions, and in cases where we supply a component and not the entire product, we work with our customer to determine the correct field response for all parties. In doing so, we identify any requirements for reporting such actions promulgated by applicable regulatory agencies and report our actions consistent with those reporting requirements.

We collect material due diligence information from nearly 10,000 active direct suppliers covering over 500,000 parts in the form of IPC-1752A Class D Full Material Disclosures or simplified material declaration statements.

Product recalls

RT-EE-250a.1 | RT-EE-250a.2

Our products, as designed, manufactured and sold by Johnson Controls, have not had involuntary recalls as required by regulatory agencies specific to non-compliance with regulatory safety standards.

Product labeling and marketing

417-1


Our product labels are routinely reviewed to ensure compliance with applicable regulatory requirements across the enterprise. As a result, our products are compliant with applicable regulations, codes and standards that require specific information to be placed on defined labels and warnings regarding safety. Many of our products are also listed by Nationally Recognized Test Labs (NRTLs), where these label and information requirements are verified for presence. These label requirements include maximum voltages, phases, amperages and design working pressures, as well as refrigerant types, circuit protection and more as noted in the requirements of the standards and as verified by the NRTLs as part of our product listing.

By regulation, we also create supplementary labels as needed or as required for the markets in which we sell, including DOE-required efficiency, ENERGY STAR and performance ratings. In addition, all of our product labels comply with recommended safety icons and language requirements as appropriate, consistent with national guidelines for safety labels.

Our installation, operation and maintenance manuals, on the other hand, are provided to relay specific information regarding safe use of products, as well as applicable safety warnings with regard to safe handling of chemical substances used by products, such as oils and refrigerants. These manuals also cover safe disassembly and end-of-life disposal of the product when required by regional regulations.

Furthermore, our product installation, commissioning operation and maintenance (ICOM) manuals are, where applicable, being evaluated and edited to reduce paper usage by using QR codes to provide online access to specific sections. In this way, required ICOM manual revisions can be managed in a streamlined manner, allowing customers access to the latest versions of these documents. However, full paper versions of the manuals are still provided upon request.





Data appendix



2024 Sustainability Report Data

About our reporting

2-2 | 2-3 | 2-4 | 2-5

Johnson Controls recognizes the importance of transparency, reporting in accordance with recognized frameworks including the Global Reporting Index (GRI), the Task Force on Climate-related Financial Disclosures (TCFD), Sustainable Accounting Standards Board (SASB) Standards, the UN Global Compact, European Union Non-Financial Disclosure and CDP.

This sustainability report is produced to provide greater detail on our sustainability activities, as well as additional information material to our stakeholders.

Since 2003, we have reported sustainability data in accordance with the GRI guidelines. This report has been prepared in accordance with the GRI Standards for fiscal year 2023.

We follow the TCFD's recommendations for disclosing clear, comparable and consistent information about the risks and opportunities presented by climate change in accordance with the TCFD framework. More information on our climate risks, opportunities and strategy can be found in our annual [CDP Climate Change Response](#).

We're also a SASB reporter, now part of the IFRS Foundation, utilizing the SASB Standard for the Resource Transformation Sector – Electrical and Electronic Equipment in this report. In December

2023, the ISSB amended the SASB Standards in connection with the International Applicability of SASB Standards project. These most current standards are used in this report, while our separate annual United Nations Communication on Progress qualifies for the Global Compact Advanced level.

ESG Disclosure Committee

We've formed a multidisciplinary steering committee focused on our environmental, social and governance (ESG) reporting. The purpose of the steering committee is to oversee efforts designed to enhance our ESG reporting in anticipation of legally mandated ESG reporting requirements. The steering committee brings together leaders from across a variety of functions to share knowledge on ESG reporting regulations, trends, controls and procedures, to identify key ESG reporting issues and to facilitate collaboration among functional groups in generating ESG disclosure.

Accuracy and third-party assurance

2-5

All information in this report is based on the best available data at the time of publication. We use several different third-party groups for data assurance. The groups selected are independent of Johnson Controls and are specialized in the subject area they review.

Financial external assurance

The consolidated financial statements reported in our [2023 Form 10-K](#) are audited by PricewaterhouseCoopers LLP, an independent registered public accounting firm.

Sustainability external assurance

Since 2011, Apex, an independent third-party assurance provider recognized by CDP, has verified our greenhouse gas emissions data per ISO 14064-3: Second Edition 2019-04: Greenhouse Gases -- Part 3: Specification with Guidance for the Verification and Validation of Greenhouse Gas Statements. Apex also assured our water data per the International Standard on Assurance Engagements (ISAE) 3000, having assured our waste data per this same standard since 2014. The objective of the assurance is to provide further confidence that our reported energy, GHG emissions, water and waste data has a low margin of error and is consistent with externally or internally defined sustainability accounting principles. The certificates for these most recent assurance engagements are linked as verification statements in the GRI Content Index.

We use certified registrars to validate and certify our operations to various quality, environmental, six sigma and safety standards, such as ISO 9000, ISO 14001 and OSHAS 18001. Additionally, filings with environmental health and safety and other regulatory agencies are routinely checked internally and by the applicable regulatory agencies.

Environmental health and safety external assurance

We use a third-party software tool for our Environmental Health and Safety Information System (EHSIS) to track environment, health and safety data from facilities worldwide. Data is reviewed routinely by qualified personnel, who check not only data in the system, but also original records and other aspects via site-level checks. Utilizing third-party auditors, the Johnson Controls internal environmental health and safety compliance audit program verifies compliance with applicable federal, state, provincial and/or local regulatory requirements, as well as Johnson Controls standards. It also supports our business goals of Zero Harm to people and the environment, while furthering our vision of a safe, comfortable, sustainable world. This includes being safer, healthier and having less impact on the environment, identifying opportunities for continuous improvement and providing education, awareness and understanding of applicable environmental health and safety requirements.

Scope

2-2

This report focuses on consolidated operations for the fiscal year 2023 in line with the Greenhouse Gas Protocol Corporate Accounting Standard, Chapter 3, Setting Organizational Boundaries, Control Approach.

Rationale for choosing a base year

The 2016 merger of Johnson Controls with Tyco International was a change in our company profile material enough that our Global Sustainability Council (now ESG Leadership Committee) determined new goals were needed. Accordingly, in 2018, we announced new 2025 goals related to greenhouse gas emissions, energy, water, waste, safety and diversity from our 2017 baseline. Many of our ESG commitments announced in 2021 are also aligned with our 2017 baseline.

Emissions metrics

While we continue to measure and report on intensity metrics, Johnson Controls promotes the use of absolute emissions and renewable energy as more relevant in terms of reducing our impact on the climate. With this in mind, our longer-term metrics are aligned to absolute emissions reductions, as well as the use of clean sources of energy.

Energy and emissions key performance indicators

Johnson Controls utilizes absolute and intensity metrics to assess the impact of its energy and emissions. Energy and emissions reported include facilities and fleet (entities) as defined under the GHG Protocol Corporate Reporting and Accounting Standard, Operational Control approach.

The following represent the operationally controlled entities included in the inventory:

- Wholly-owned entities
- Leased locations - leased locations where Johnson Controls is able to significantly modify operating policies for managing the facility through recognized leasing arrangements and other contractual requirements. More than 90 percent of our leased locations have leasing arrangements which allow us to manage our site operations, and thus are included in the inventory
- Consolidated joint ventures greater than 50 percent equity control and financially consolidated

Our GHG emissions inventory includes scope 1, scope 2 and the categories for scope 3 that are relevant and significant to our company. Use of purchased electricity and steam are reported as indirect emission sources to avoid double counting by organizations or agencies interested in compiling national inventory data.

Scope 1 refrigerant losses are calculated using the Material Balance Method outlined in Greenhouse Gas Inventory Guidance and include losses from charging air-conditioning products after we build them at all relevant manufacturing facilities, which are the facilities that use refrigerants in a production setting to mass-produce HVAC equipment. Scope 1 mobile combustion includes corporate jets and the company-owned and leased vehicles within our operational boundary.

We record actual energy use from owned and leased manufacturing sites, our corporate offices and other large energy users within our boundary. For other buildings, including office space, this inventory considers and estimates direct and indirect emissions. For estimated energy and emissions, we use a Johnson Controls-specific energy density value based on actual usage from a sample of facilities, with a regional usage factor for natural gas.

Starting with fiscal year 2022 data, Silent-Aire and other smaller acquisitions were added to Johnson Controls operational boundary and metrics, adding 12 manufacturing sites, as well as other buildings and the associated scope 3 emissions.

As the product-related emissions methodologies for Johnson Controls continue to be improved, scope 3 emissions calculations have been updated to reflect a change in methodology in alignment with industry best practices based on the availability of more refined sales activity data.

As a result, we have restated Scope 3 fiscal years 2022, 2021 and 2017. Categories 1 and 2 (Purchased goods & services and Capital goods) for the fiscal year 2017 remain unchanged, while Category 11 (Use of sold products) had the most substantive revisions. This category, which considers emissions from finished HVACR products, expanded its boundary to include our ducted systems, Johnson Controls-Hitachi, chillers (excluding absorption chillers), air handlers and industrial refrigeration business units. Product attributes used to estimate Category 11 emissions include heating and cooling capacity, heating and cooling efficiency, refrigerant charge and refrigerant GWP.

Greenhouse gas intensity is measured as total scope 1 and 2 emissions divided by total net sales, as reported in our 2023 Form 10-K, while energy intensity is total energy divided by total net sales. Total net sales values used in the denominator of these calculations may be adjusted from what is reported in our Form 10-K to ensure consistency with the operationally controlled facilities and fleet included in the energy and emissions values used in the numerator.

Due to rounding, some of the numbers presented in this report may not add up precisely to the totals presented, and percentages may not precisely reflect the absolute figures to which they refer.

Sustainability process data

Standards, methodologies, assumptions and calculation

tools used for direct (scope 1) and indirect (scope 2 and 3) GHG emissions:

Activity data is mostly tracked using our Environmental Health and Safety Information System (EHSIS) tool. A small portion of the data is also tracked using templates consistent with the below listed standards.

- The Greenhouse Gas Protocol: A Corporate Accounting and Reporting Standard (Revised Edition)
- The Greenhouse Gas Protocol: Scope 2 Guidance, An amendment to the GHG Protocol Corporate Standard
- The Greenhouse Gas Protocol: Technical Guidance for Calculating Scope 3 Emissions
- The Greenhouse Gas Protocol: Scope 3 Evaluator Tool
- Greenhouse Gas Inventory Guidance: Direct fugitive emissions from refrigeration, air conditioning, fire suppression and industrial gases
- The Climate Registry: General Reporting Protocol
- The Climate Registry: Electric Power Sector (EPS) Protocol
- U.S. EPA Climate Leaders: Indirect Emissions from Purchases/Sales of Electricity and Steam
- U.S. EPA Climate Leaders: Direct Emissions from Stationary Combustion
- U.S. EPA Climate Leaders: Direct Emissions from Mobile Combustion Sources and DEFRA
- GHG emissions consolidation approach for scopes 1 and 2: Operational control
- Emission factor sources:
 - US EPA Emissions Factors for Greenhouse Gas Inventories, 2022 - Scope 1 Stationary and Mobile Emissions Sources
 - US EPA, eGRID 2022 - US, market- and location-based electricity
 - National Inventory Report 1990-2018 (Canada) - Canada electricity
 - International Energy Agency (IEA) Emissions Factors 2022 - rest of world, market- and location-based electricity
 - DEFRA Conversion Factors 2022 - UK scope 1 and 2 emissions sources
 - European Residual Mixes 2021, Association of Issuing Bodies - multiple European countries, market-based electricity
 - Comparison of Particulate Emissions from Liquid-Fueled Pool Fires and Fire Whirls at Different Length Scales, UC Berkeley, March 2021 - heptane
 - GWP values taken from: IPCC Fourth Assessment Report (AR4 - 100 years)

Environmental data

Certifications

ISO 14001, 50001 and 45001 certified and compliant status from manufacturing facilities

Company-Wide 2024	ISO 14001	ISO 50001	ISO 45001
Certified	56%	4.5%	55%
Compliant	15%	0%	7%

Energy consumption within the organization

302-1 | RT-EE-130a.1

Consumption by Fuel Type	Unit of measure	2023	2022	2021	2017
Energy From Renewable Sources					
Biomass	GJ	34,543	38,908	49,172	59,131
Ethanol	GJ	17,380	4,406	764	2,288
Electricity From Renewable Sources	GJ	1,043,152	1,064,417	743,039	0
Purchased Stream From Renewable Sources	GJ	5,618	0	0	0
Subtotal	GJ	1,100,693	1,107,731	792,975	61,419
Energy from non-renewable sources					
Natural Gas	GJ	1,510,143	1,744,368	1,670,171	1,606,183
Fuel Distilled From Crude Oil and Other Fossil Fuels	GJ	3,373,499	3,049,517	2,989,660	3,801,458
Electricity	GJ	1,434,765	1,494,366	1,594,981	2,628,014
Purchased Steam	GJ	10,774	20,343	46,899	10,641
Subtotal	GJ	6,329,181	6,308,594	6,301,711	8,046,296
Grand total	GJ	7,429,875	7,416,325	7,094,686	8,107,715
Percentage of Total Electricity From Renewable Sources	%	42.1%	41.6%	31.8%	0%

Methodology notes:

- The data is tracked using the Environmental Health and Safety Information System (EHSIS) tool. Energy consumption is tracked at the facility, group and corporate levels
- Percentage of total operational spending on energy (most recent reporting year): more than zero percent but less than five percent
- The categories of heating and cooling are not applicable to our data tracking
- The energy sold category is not applicable to our company. Johnson Controls does not sell energy
- All estimates are based on the best available data at publication and may change over time. Fiscal year 2022 biomass has been restated to reflect corrected data
- The fuel distilled from crude oil and other fossil fuels category includes gasoline, diesel, propane/LPG/butane, jet fuel and heavy fuel oil. Increase in availability of fleet data has led to an increase in this metric
- For the first time, in fiscal year 2023, we have verified renewable sources for purchased steam

Energy consumption outside the organization

302-2

Energy Category/Activities	Unit of measure	2023	2022	2021	2017
Use of Sold Products	GJ	83,508,186	115,665,392	118,567,029	105,850,345
Total	GJ	83,508,186	115,665,392	118,567,029	105,850,345

Methodology notes:

- Tracking of renewable energy in our value chain is currently outside of our energy accounting scope
- Use of sold products contributes significantly to the organization's total anticipated energy consumption outside of the organization and is deemed material. This value was estimated by modeling the energy usage for a representative sample of product categories and extrapolating for the rest. Starting with fiscal year 2022 data, Silent-Aire and other smaller acquisitions were added to our operational boundary and metrics. In fiscal year 2023, we made substantive revisions to our scope 3 emissions methodology to better align with industry best practices by utilizing newly available datasets. The data in this table reflects this revised methodology across all years

Energy intensity

302-3

Energy Intensity	Unit of Measure	2023	2022	2021	2017
Numerator	GJ	7,429,875	7,416,325	7,094,686	8,107,715
Denominator	Million USD in total net sales	26,793	25,299	23,415	22,661
Energy Intensity (Ratio)	GJ per million USD in total net sales	277	293	303	358

Methodology notes:

- Scope includes what is under company's operational control
- Fiscal year 2022 metrics have been updated to reflect updated metrics for biomass and the company's fiscal year 2022 total net sales

Reduction of energy consumption

302-4

	Unit of Measure	2023	2022	2021	2017
Total Energy	GJ	7,429,875	7,416,325	7,094,686	8,107,715
Total Energy Reductions	GJ	677,840	691,390	1,013,029	NA

Methodology notes:

- Metrics reflect energy saved by conservation and efficiency initiatives. Total energy reductions represent reductions against the baseline year of 2017
- Year-to-year fluctuations are driven by our efforts to reduce energy, but are offset by necessary increases, including increased sales and temperature fluctuations

Reductions in energy requirements of products and services

302-5

Product and Services	Unit of Measure: Gigajoules (GJ)	2023	2022	2021
Energy Savings Performance Contracting	GJ	18,143,989	18,119,041	13,654,042
Total	GJ	18,143,989	18,119,041	13,654,042

Methodology notes:

- These values are guaranteed energy savings from our active energy-savings performance-contracting project portfolio in the US and Canada during each reporting year
- Our energy solutions team generates reports for our guaranteed energy savings active during each reporting year, which facilitates generating an annual aggregate total
- This metric does not include reductions in energy use from products sold other than those specifically used in performance contracting projects. The reduction in use from products sold is reflected our scope 3 use of sold products as reported in Results: Emissions

Results: emissions

Direct (scope 1), indirect (scope 2) and other indirect (scope 3) GHG emissions

305-1 | 305-2 | 305-3 | 305-4

Emissions - Metric Tons CO ₂ e ⁴	2023	2022	2021	2017
Direct (scope 1)				
CO ₂	303,853	300,669	219,329	327,023
CH ₄	51	59	54	59
N ₂ O	98	143	111	131
HFC ¹	101,286	109,232	231,817	355,549
Scope 1²	405,288	410,103	451,311	682,761
Indirect (Scope 2)				
Market-Based	200,819	213,336	212,918	396,612
Location-Based	308,046	331,839	300,725	400,442
Scope 1 Plus Market-Based Scope 2³	606,107	623,439	664,229	1,079,373
Other Indirect (Scope 3)⁵				
Purchased Goods and Services	3,164,000	3,515,000	2,858,000	3,826,000
Capital Goods	680,000	694,000	564,000	1,891,000
Fuel- and Energy-Related Activities	29,000	33,000	43,000	23,000
Upstream Transportation and Distribution	173,000	236,000	403,000	460,000
Waste	15,000	15,000	11,000	14,000
Business Travel	30,000	18,000	9,000	35,000
Employee Commuting	213,000	214,000	215,000	203,000
Use of Products ⁶	173,772,000	222,592,000	224,871,000	238,338,000
End of Life	2,495,000	2,974,000	4,058,000	4,276,000
Scope 3	180,571,000	230,291,000	233,032,000	249,066,000
Biogenic Metric Tons CO ₂ e ⁷	4,313	5,330	4,488	6,680
Grand Total (Scope 1+2+3)⁸	181,177,107	230,914,439	233,696,229	250,145,373
GHG Intensity ⁸ (Metric Tons CO ₂ e per Million USD in Net Sales)	22.6	24.6	28.4	47.6

- Category includes manufacturing losses and losses from the use of air-conditioning equipment in our real estate globally. For the use of air-conditioning equipment in our real estate globally, loss intensity per square foot is calculated using actual data from our Building Solutions North America business and extrapolated globally
- Category considers stationary combustion, mobile combustion and fugitive emissions, including natural gas, propane, diesel, heavy fuel oil, gasoline, jet fuel, butane, wood pellets, heptane and refrigerant losses
- We compute both location- and market-based indirect emissions. We use market-based emissions to track our progress towards our reduction targets. Gases used to calculate scope 2 include CO₂, CH₄ and N₂O
- For fiscal year 2023 scope 1, 2 and 3 data, Apex, an independent third-party assurance provider recognized by CDP, has verified our greenhouse gas emissions data per ISO 14064-3: Second Edition 2019-04: Greenhouse Gases -- Part 3: Specification with Guidance for the Verification and Validation of Greenhouse Gas Statements. Additionally, fiscal year 2017 scope 3 (use of products) has been restated and verified by Apex
- In fiscal year 2023 Johnson Controls made substantive revisions to our Scope 3 emissions methodology to better align with industry best practices and utilize newly available datasets. As a result, we have restated fiscal years 2022, 2021 and 2017. Purchased goods & services and capital goods for the fiscal year 2017 remain unchanged. Category considers emissions for transportation and distribution losses only
- Category considers emissions from finished HVACR products, including Ducted Systems, Johnson Controls-Hitachi, Chillers (excluding absorption chillers), Air Handlers and Industrial Refrigeration Equipment. Product attributes include heating and cooling capacity, heating and cooling efficiency, refrigerant charge, and refrigerant GWP. Category excludes parts, Controls, Fire, Security, Silent Aire and sourced products without Johnson Controls branding
- Emissions reported for informational purposes only and are not in scope 1 subtotals or section grand totals
- Considers only scope 1 and scope 2 emissions. Excludes biogenic emissions. Considers the market-based emissions for scope 2 which are calculated using the market-based approach from the World Resources Institute (WRI) Greenhouse Gas (GHG) Protocol's Scope 2 Guidance

Reduction of GHG emissions from internal projects

305-5

	Unit of Measure	2023	2022	2021	2017
Total GHG Emissions	Metric tons CO ₂ e	606,107	623,439	664,229	1,079,373
Total GHG Reductions	Metric tons CO ₂ e	473,266	455,934	415,144	NA

Methodology notes:

- List of GHGs included: carbon dioxide (CO₂), methane (CH₄), nitrous oxide (N₂O) and hydrofluorocarbons (HFC)
- Total GHG reductions represent reductions against the baseline year of 2017
- As part of the sustainability program, projects designed to reduce GHG emissions are implemented globally at plant level. Actual energy use at each plant is tracked and reductions are calculated year over year. In addition, Renewable Energy Certificates for all US manufacturing sites and the vast majority of owned or leased offices and warehouse were purchased in fiscal year 2023

Emissions of ozone-depleting substances (ODS)

305-6

	Unit of Measure	2023	2022	2021
Purchase of ODS	Metric tons of CFC-11 equivalent	0.92	1.92	1.88

Methodology notes:

- Data for fiscal year 2021 (0.85 metric tons) and fiscal year 2022 (0.7 metric tons) has been restated to include newly available data
- This data was collected through our procurement teams accounting for the purchase and usage of the refrigerant R22. All estimates are based on the best available data at publication and may change over time
- Within our YORK line of products, we track the use of chlorofluorocarbons (CFCs) and hydrochlorofluorocarbons (HCFCs) in the manufacturing of our building equipment systems, which is the main source of our ozone-depleting substances (ODS). Their related emissions are primarily used in developing countries, consistent with the phase-out schedule specified by the Montreal Protocol. Our heating, ventilation and air conditioning (HVAC) service technicians offer preventive maintenance and predictive diagnostics to prevent the release of ODS while servicing equipment containing refrigerants at customer facilities. Although we may use HCFCs when servicing some of our customers' equipment, we do not report that usage since we consider it part of our customers' activities. We have been engaged in the rapid phasing down of R22 and other CFCs and HCFCs in accordance with the Montreal Protocol, including seeking alternatives where possible

Nitrogen oxides (NOx), sulfur oxides (SOx) and other significant air emissions

305-7

Emissions Types	Unit of Measure	2023	2022	2021	2017
SOx Emissions	Kg	6,213	7,711	3,796	9,097
SOx Intensity	Kg per million USD in total net sales	0.26	0.30	0.16	0.4
NOx Emissions	Kg	152,483	182,043	127,039	202,906
NOx Intensity	Kg per million USD in total net sales	6.45	7.2	5.43	8.95
Particulate Matter Emissions (PM)	Kg	17,921	21,302	15,835	22,516
Hazardous Air Pollutants (HAP)	Kg	NA	63,152	54,380	70,861
Volatile Organic Compound (VOC) Emissions	Kg	NA	20,954	24,044	78,462
VOC Intensity	Kg per million USD in total net sales	NA	0.83	1.05	3.46

From our baseline of 2017, we reduced our SOx emissions by 32 percent and NOx emissions by 25 percent. We achieved these reductions even though, starting with our 2022 metrics, we added the emissions from our acquisition of Silent Aire plus other new manufacturing facilities. This added the emissions for 12 new manufacturing facilities to our current metrics, but not to our baseline year.

- Select items have been verified. Apex reviewed the energy consumption data that is used as primary data to estimate SOx, NOx, volatile organic compounds (VOCs) and PM emissions from combustion
- Data reported for all emissions and years covers all operationally controlled facilities unless specifically noted
- Global SOx emissions, NOx emissions and PM emissions are from the combustion of natural gas, propane/LPG, diesel, butane, gasoline and biomass from stationary sources. Energy consumption data used for these calculations is compiled using our EHSIS reporting tool, which allows us to collect site-level utility information
- Hazardous air pollutants (HAPs) reported are from the toxic release inventory (TRI) database maintained by the US Environmental Protection Agency and therefore includes only releases in the United States
- HAPs and VOCs data is not yet available for 2023. Metrics are based on toxic release inventory (TRI) data, which is reported by calendar year in July. The 2022 reported value for VOCs has been restated and the value for HAP is included as 2022 TRI reported data is now available
- Emission factors from EPA AP-42, Fifth Edition, Volume I and the California Air Resources Board were used to estimate emissions from stationary combustion
- Other annual emissions may include one or more of the following: antimony/antimony compounds; arsenic; chlorofluoromethane; chromium; cobalt; copper; 1,1-dichloro-1-fluoroethane; 2,2-dichloro-1,1,1-trifluoroethane; diethanolamine; diisocyanates; ethylene glycol; lead/lead compounds; manganese; nickel; N-methyl-2-pyrrolidone; propylene; sulfuric acid (acid aerosols); toluene diisocyanate; xylene; and zinc compounds
- Dust and persistent organic pollutant (POP) emissions are not considered significant based on our set of operations

Water and effluent

303-1 | 303-2

Outside of municipal water, we currently do not have data on other water sources used, including recycling. We are in the process of exploring the best approach to obtain more granular water data and we hope to be able to report more information on the results of this analysis in the future. Water conservation and recycling efforts are primarily managed at the facility level, but our focus on water use is increasing as data becomes more available.

Water withdrawal and discharge by source

303-3 | 303-4 | 303-5

Source	Unit of Measure	2023	2022	2021
Municipal Water Supplies or Other Water Utilities	Megaliters	3,196	3,322	4,172
Total Water Withdrawal	Megaliters	3,196	3,322	4,222
Municipal Water Discharge	Megaliters	1,439	1,214	1,221
Total Water Discharge	Megaliters	1,439	1,214	1,221
Water Consumption	Megaliters	1,757	2,108	2,951

Methodology notes:

- Data is sourced from direct measurements (invoices, metered data)
- Water discharge is taken from utility bills for manufacturing sites where process water is used. For manufacturing sites where process water is not used e.g., sanitary use only, it is assumed that 100 percent of water is discharged
- Water consumption is defined as water withdrawals minus water discharges
- Starting with our 2011 data, Apex, an independent auditor recognized by CDP, audited our water withdrawal. The certificate for this most recent audit is attached to the GRI Index

Water use at water-stressed locations

Source	Unit of Measure	2023	2022	2021	2017
Withdrawal From Water-Stressed Locations	Megaliters	272	294	314	313

Water-stressed locations reflect manufacturing facilities identified as belonging to a water-stressed basin according to the 2021 WRI Aqueduct 3.0 review of our facility locations. Withdrawals are from direct measurements (invoices, metered data).

Waste by type and disposal method

306-3 | 306-4 | 306-5 RT-EE-150a.1

As a result of our efforts, in fiscal year 2022, three more of our manufacturing facilities were recognized for achieving a zero waste to landfill status. There are now 26 Johnson Controls Global Products manufacturing sites internally certified as zero landfill. These plants are located in all regions of the world, making environmental sustainability a truly global effort. Overall, Johnson Controls has an 89 percent company-wide diversion rate, including hazardous and non-hazardous waste, and 31 zero landfill sites.

Waste by Type and Disposal Method (Metric Tons)	2023	2022	2017
Non-Hazardous			
Reuse	357	331	310
Recycling	74,677	74,037	80,973
Recovery (Including Energy Recovery)	1,122	956	847
Incineration	1,272	772	1,603
Landfill	9,217	9506	9,202
Subtotal (Metric Tons, Non-Hazardous Waste)	86,645	85,602	93,084
Hazardous			
Reuse	56	117	27
Recycling	4,570	2,714	3,233
Recovery (including Energy Recovery)	332	945	1,001
Incineration	1,081	441	421
Landfill	455	866	1,416
Subtotal ((Metric Tons, Hazardous Waste)	6,494	5,083	6,097
Total waste (Metric tons)	93,140	90,685	99,181

Methodology notes:

- Our contracts with waste disposal contractors require them to provide the data and documentation of each pick-up from our sites matched to the GRI categories. This data is entered into our global environmental health and safety tracking system on a monthly basis by site personnel at each location
- Waste values represent waste from manufacturing sites, which is the majority of all waste generated by the company. All waste can be considered handled off site. Fiscal year 2022 waste data has been restated to reflect reporting improvements
- Recycling data includes materials recycled or composted

Social data

Employee benefits

201-3 | 401-2 | 403-6

We offer competitive benefits programs, which we evaluate annually to ensure effectiveness and market competitiveness. The company ensures that all employee benefits are locally and globally compliant, as well as market relevant. As employee benefit plans vary significantly between countries due to different levels of social, tax and legal regulations, our benefits portfolio is primarily country-driven.

In 2023, we launched a benefits study in multiple countries to gather direct feedback from employees on the types of benefits they value most. Insights from this study will be used as we continue to strive to provide valuable benefit programs for our employees.

Healthcare plans

- Medical, dental and vision coverage (employee and family)
- Prescription drug coverage
- Health savings account (HSA)
- Flexible spending account (FSA)
- Dependent care account

Health and wellness resources

- Employee assistance program
- Wellness/fitness program
- On-site fitness/recreation facilities
- Gym discounts
- Preventative healthcare programs
- Employee recognition programs

Financial benefits and resources

- Retirement savings plan 401(k)
- Defined contribution plan
- Retirement investment guidance
- Tuition reimbursement
- Matching gift program

Life and accident insurance

- Accidental death & dismemberment (AD&D)
- Life insurance (basic and supplemental)
- Short- and long-term disability

Education

- Tuition reimbursement
- Workforce training, skills and leadership development programs
- Mentoring program

Work/life/time away benefits

- Paid vacation and paid holidays
- Paid sick days
- Medical and family leaves of absence
- Bereavement leave
- Parental leave
- Paid time off for employee volunteers
- Flexible work schemes

Voluntary benefits

- Accident insurance
- Auto/home insurance
- Legal insurance
- Pet insurance
- ID theft insurance
- Critical illness insurance

Parental leave

401-3

	2023	2022	2021
Number of male employees who took parental leave	927	674	224
Number of female employees who took maternity leave	156	183	272
Rate of female employees who returned to work after leave	100%	96%	96%
Rate of male employees who returned to work after leave	100%	97%	98%

The numbers provided include all US employees except those who may have separate benefits due to union contracts. The return-to-work rate value only includes employees who worked more than two weeks after their return.

Diversity of employees

405-1

	2023	2022	2021
Total Employees	99,095	99,000	96,150
Percent of Total Employees			
Male	77%	76%	77%
Female	23%	24%	23%
Managers - female	21%	20%	19%
Minorities	32%	30%	26%
Managers - minorities	22%	21%	18%
Under 30 years old	20%	18%	17%
30 – 50 years old	56%	55%	58%
Over 50 years old	24%	27%	25%

Gender and age groups data reflects full-time global employee population. Minority data reflects US population only. Minority is defined using race/ethnicity groups as defined by US federal agencies for employment purposes.

Ratio of standard entry-level wage by gender compared to local minimum wage

202-1

Ratio of Employee Entry-Level Wages Compared to the Minimum Wage at Significant Locations of Operations	Gender	2023 Ratio	2022 Ratio	2021 Ratio
Canada	Men	1.96	1.97	2.10
Canada	Women	1.40	1.46	1.59
China	Men	1.40	2.15	2.15
China	Women	1.42	1.74	1.56
India	Men	5.14	4.99	4.82
India	Women	4.85	4.76	4.78
Mexico	Men	1.99	1.93	1.51
Mexico	Women	1.86	1.78	1.26
United Kingdom	Men	1.42	1.76	0.98
United Kingdom	Women	1.08	1.30	0.94
US	Men	2.23	2.07	2.00
US	Women	2.25	2.07	1.94

The above numbers represent 70 percent of our global employees.

Annual total compensation ratio

2-21

Location	2023 Ratio	2022 Ratio	2021 Ratio
Canada	4.03	4.10	4.27
China	35.60	37.21	39.25
India	32.67	33.81	25.00
Mexico	26.84	36.73	38.73
United Kingdom	9.47	9.85	8.95
United States	6.23	6.80	6.88

The ratio of the annual total compensation for the organization's highest-paid individual in each country to the median annual total compensation for salaried employees within the same country is calculated using the annual base salary compensation for full-time employees.

Ratio of percentage increase in annual total compensation

2-21

Location	2023 Ratio	2022 Ratio	2021 Ratio
Canada	0.63	1.07	0.80
China	0.39	0.58	0.50
India	0.86	0.33	0.97
Mexico	0.44	1.12	0.43
United Kingdom	0.60	0.40	1.13
United States	1.33	0.90	3.19

The ratio of the annual total compensation percentage increase of the highest-paid individual in each country to the median annual total compensation percentage increase for salaried employees in the same country is calculated using the annual base salary performance increase for full-time employees.

New employee hires and employee turnover

401-1

Total Workforce	2023		2022		2021		
New employee hires	Total	Rate	Total	Rate	Total	Rate	
Global (Excludes Hires From Acquisition/HAF)	All age groups	25,665		23,700	22,420		
	Under 30 years old	10,579	41%	9,700	41%	8,500	38%
	30 – 50 years old	9,831	38%	11,500	48%	11,120	50%
	Over 50 years old	5,255	20%	2,500	11%	2,800	12%
	North America	11,750	46%	9,500	40%	11,020	49%
	Asia	4,723	18%	4,600	20%	3,770	17%
	Europe	2,521	10%	2,500	10%	1,790	8%
	Latin America	6,347	25%	6,800	29%	5,550	25%
	Middle East and Africa	324	1%	300	1%	290	1%
	Female	6,621	26%	6,300	27%	5,340	24%
Male	19,044	74%	17,400	73%	17,080	76%	
Employee Turnover	Total	Rate	Total	Rate	Total	Rate	
Global Voluntary Turnover ¹	All age groups	14,334	14%	15,510	16%	12,161	13%
	Under 30 years old	5,385	26%	6,007	31%	4,199	26%
	30 – 50 years old	6,439	14%	6,996	15%	6,468	12%
	Over 50 years old	2,319	7%	2,507	8%	1,492	6%
	North America	6,439	15%	6,866	17%	5,757	15%
	Asia	2,758	12%	3,018	14%	2,218	11%
	Europe	1,484	9%	1,738	11%	1,346	8%
	Latin America	3,442	21%	3,629	23%	2,602	17%
	Middle East and Africa	211	10%	259	11%	238	9%
	Female	3,726	16%	3,953	17%	3,214	15%
Male	10,608	14%	11,555	15%	8,945	12%	

1. Includes global voluntary turnover, including retirement, for regular full- and part-time employees.

Employees

2-7 | 2-8

Full-Time and Part-Time Employees by Gender	2023	2022	2021
Full-Time – Male	75,933	76,000	74,240
Full-Time – Female	23,162	23,000	21,910
Total Full-Time	99,095	99,000	96,150
Part-Time – Male	307	400	460
Part-Time – Female	560	600	390
Total Part-Time	867	1,000	850

Employees by Region	2023		2022		2021	
	Male	Female	Male	Female	Male	Female
North America	33,112	9,012	32,000	9,000	32,460	8,540
APAC	17,316	5,422	17,500	5,400	16,820	4,780
Europe	13,447	3,749	13,500	4,000	12,710	3,440
Latin America	10,443	5,291	11,000	5,500	10,440	5,260
Middle East and Africa	1,922	248	2,000	100	2,270	280

Permanent Employees and Temporary Workers by Gender	2023	2022	2021
Indefinite or Permanent Contract – Male	75,559	75,400	74,260
Indefinite or Permanent Contract – Female	23,369	23,600	22,070
Total Indefinite or Permanent	98,928	99,000	96,330
Fixed-Term or Temporary Contract – Male	681	600	440
Fixed-Term or Temporary Contract – Female	353	400	230
Total fixed-term or temporary contract	1,034	1,000	670

Ratio of basic salary and remuneration of women to men, by significant locations of operations

405-2

Location	2023 Ratio	2022 Ratio	2021 Ratio
Canada	0.96	0.96	0.95
China	0.97	0.96	0.98
India	0.97	0.94	0.93
Mexico	0.96	0.96	0.97
United Kingdom	0.93	0.93	0.97
United States	0.97	0.97	0.96
Total Worldwide	0.99	0.94	0.96

Incidents of discrimination and corrective actions taken

406-1

	2023
Total Number of Incidents	133

Status for all incidents:

- Reviewed
- Remediation plan being implemented
- Remediation plan implemented
- Results reviewed through routine internal management review process
- Incident no longer subject to attention

Corrective actions taken: The numbers above are a tally of all allegations of discrimination filed through a legal action, formal complaint or the Johnson Controls Integrity Helpline. All incidents were investigated and corrective actions were implemented to prevent any reoccurrence.

Freedom of association and collective bargaining

407-1 | 2-30

There are no operations within Johnson Controls that have been identified as being at significant risk for prohibiting employees from exercising the right to freedom of association or collective bargaining.

Freedom of Association and Collective Bargaining	
Collective Bargaining Agreements	2023
Percentage of Total Employees Covered by Collective Bargaining Agreements	22

*Percentage of employees covered by collective bargaining agreements globally.

Training and education

Average hours of training per year per employee

404-1

Employee Category	2023
CEO	2.58
President/Executive Vice-President	4.22
Vice-President/General Manager	9.79
Director	14.14
Manager	16.54
Supervisor	10.35
Individual Contributor – Professional	15.66
Individual Contributor – Support	15.41
Overall Average	15.43

Percentage of employees receiving regular performance and career development reviews

404-3

	2023	2022	2021
Male	95	96	97
Female	95	96	97
Total	95	96	97

Data represents percentage of salaried employees receiving performance reviews. All managers are expected to conduct employee reviews.

Workers participation, consultation and communication on occupational health and safety

403-4

Percentage of the total workforce represented in formal joint management-worker health and safety committees:

Over 75 percent

Explanation of the level(s) at which each formal joint management-worker health and safety committee typically operates within the organization:

Johnson Controls maintains and requires health and safety committees at the facility, region, business unit and enterprise levels. For a more complete description of the company's health and safety committees, please refer to the Health and Safety section of this report.

Health and safety

403-9 | 403-10

Total Global Workforce	Incident Category	2023	2022	2021	2017
High-Consequence Injuries	Work-related fatalities	1	1	0	0
	Work-related fatality rate	0.001	0.001	0.00	0.00
Total Recordable Incidents	Total recordable incidents (TRI)	460	490	441	718
	Total recordable incident rate (TRIR)	0.37	0.41	0.38	0.57
Actual	Percent change in total recordable incident rate (FY2017 baseline)	-35.0%	-28.7%	-32.6%	Baseline year
2025 Sustainability Strategy Goal	2025 sustainability strategy goal, annual percent change in total recordable incident rate (FY2017 baseline)	-20.2%	-16.6%	-13.4%	0% (baseline year)
Lost Time Incidents	Total lost time incidents (LTI)	148	177	155	309
	Total lost time incident rate (LTIR)	0.12	0.15	0.14	0.25
First-Aid Injuries	Total first-aid injuries	2,310	1,858	1,630	1,349
	Total first-aid injury rates	1.86	1.54	1.42	1.07
Near Miss, Unsafe Acts, Unsafe Conditions	Total NM/UA/UC reports	75,896	60,777	39,885	12,596
	Total NM/UA/UC rate	59.62	49.20	33.58	9.97

- To calculate these figures, we follow US OSHA injury classifications globally
- Metrics include employees and agency/temp workers, but exclude third-party subcontractors, except for near miss, unsafe acts, unsafe conditions metrics
- Data is per 200,000 hours and, starting with fiscal year 2017 data, reflects our company footprint as of the end of fiscal year 2023
- Work hours used for rate calculations are either actual (e.g., from time-keeping systems) or estimated (e.g., based on headcount) work hours
- Historic data is restated to reflect the performance of current Johnson Controls operations
- Health and safety metrics as of November 6, 2023

Product safety

Product labeling
417-1

Requirements for Product and Service Information and Labeling	Required for Product Service Labeling
The sourcing of components of the product or service	Yes
Content, particularly with regard to substances that might produce an environment or social impact	Yes
Safe use of the product or service	Yes
Disposal of the product and environmental/social impacts	Yes

2023

Percentage of significant product or service categories that are covered by and assessed for compliance with company procedures for product and service information and labeling

100%

417-2

Johnson Controls did not have any material or substantial incidents of non-compliance with product and service information and labeling regulations or voluntary codes. Our products are compliant with applicable regulations, codes and standards that require specific information be placed in our product service and maintenance information and manuals regarding safety. Many of our products are also listed by Nationally Recognized Test Labs (NRTL), where these requirements for information in the manuals are verified for presence.

417-3

Johnson Controls did not have any incidents of non-compliance with marketing communications regulations or voluntary codes.

Supplier sustainability - tracking and accountability

308-1 | 308-2 | 414-1 | 414-2

	2023	2022	2021
Percentage (%) of New Suppliers That Were Screened Using Social Criteria	100%	100%	100%
Percentage (%) of New Suppliers That Were Screened Using Environmental Criteria	100%	100%	100%

Each business unit tracks the following metrics in relation to our suppliers:

- Percentage of total suppliers that refuse to abide by the Johnson Controls Code of Ethics or equivalent
- Percentage of direct material suppliers identified for auditing
- Percentage of direct material suppliers audited by Johnson Controls or third party
- Number and type of suppliers terminated due to social and environmental performance issues

Governance data

Direct economic value generated and distributed
201-1

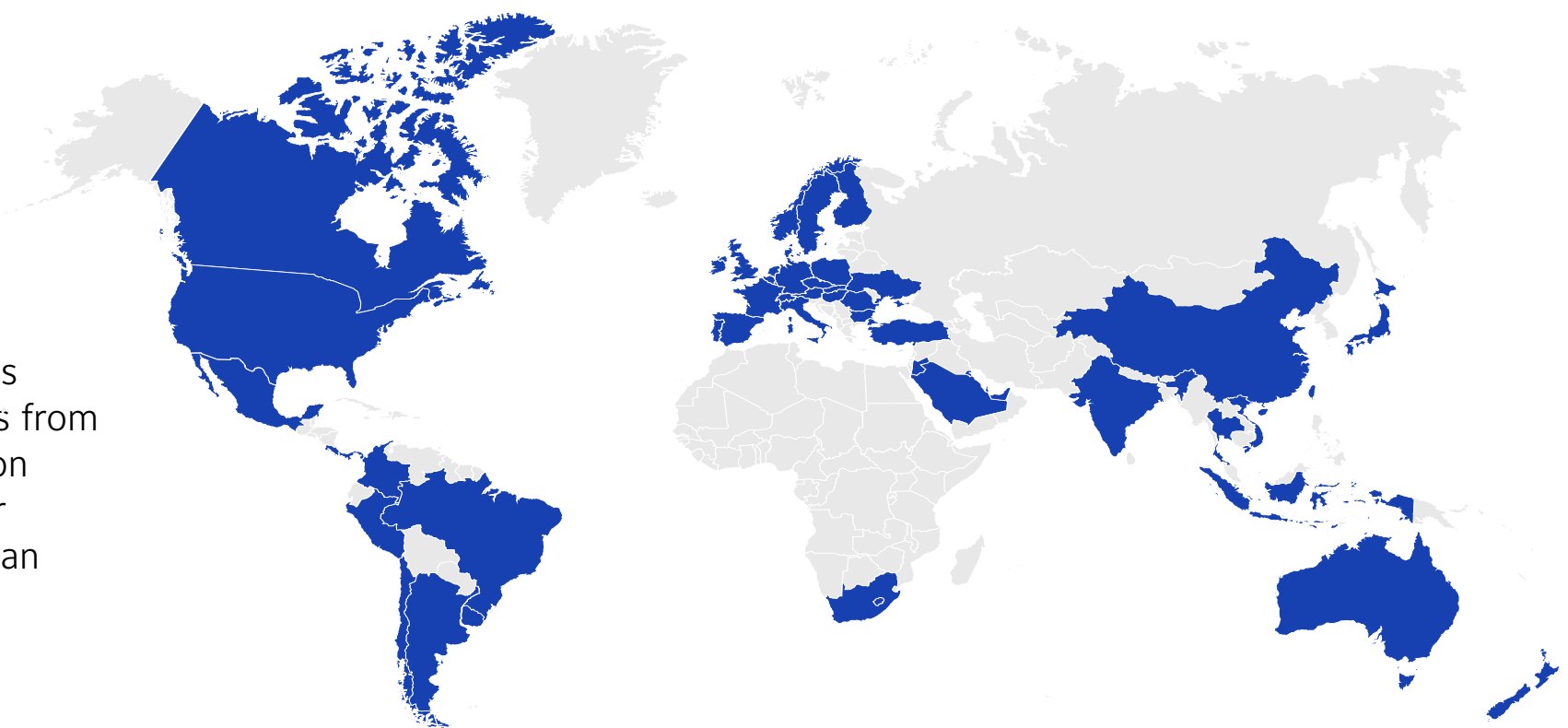
Fiscal year 2023							
Currency: Million USD	Value Generated		Value Distributed			Value Retained	
Fiscal Year 2023	Revenues	Operating costs	Wages and benefits	Payments to providers of capital	Payments to government	Community investment	(Generated less distributed)
Company Level	26,793	(17,091)	(7,129)	(1,261)	(430)	(12.7)	869

Through philanthropy and employee volunteer programs, we improve and strengthen the hundreds of communities we call home. Johnson Controls contributes millions of dollars annually and our employees give freely of their time, skills and contributions. The community investment number above includes corporate and foundation philanthropic contributions of more than \$12.7 million and employee giving in excess of \$2.9 million.

Countries of operation

2-1

Our 99,962 worldwide employees serve a wide range of customers from over 1,350 locations. The Johnson Controls [location finder](#) helps our customers find the facility that can best serve their needs. We have facilities located in the following countries:



Location of operations				
Argentina	Colombia	Italy	Philippines	Switzerland
Australia	Costa Rica	Japan	Poland	Thailand
Austria	Czech Republic	Kazakhstan	Portugal	Turkey
Bahrain	Denmark	Kuwait	Qatar	Ukraine
Belgium	Finland	Luxembourg	Republic of Korea	United Arab Emirates
Brazil	France	Malaysia	Romania	United Kingdom
Bulgaria	Germany	Mexico	Russia	United States of America
Canada	Hungary	Netherlands	Saudi Arabia	Uruguay
Chile	India	New Zealand	Singapore	Uzbekistan
China	Indonesia	Norway	Slovakia	Vietnam
China-Hong Kong (SAR)	Ireland	Oman	South Africa	
China-Macau (SAR)	Isle of Man	Panama	Spain	
Chinese Taiwan	Israel	Peru	Sweden	

As of March 7, 2022, we suspended our business operations in Russia. We committed to fulfilling existing contractual obligations to the extent possible and in full compliance with sanctions, but we have not accepted, nor will we accept, new business or orders.

Diversity of governance bodies

405-1

Board of Directors (As of Annual Meeting in March 2024)	Male		Female		Minority or Vulnerable Group		Age Groups		
	Number	Percent	Number	Percent	Number	Percent	% <30 years old	% 30 – 60 years old	% > 60 years old
	8	66%	4	33%	4	33%	0	33%	66%

Board diversity (minority or vulnerable group) includes racial, ethnic and LGBTQIA+. Note that these metrics represent our Board of Directors following the March 2024 annual general meeting of shareholders.

Committees governing environmental, social and governance topics

2-9

Name of Committee	Committee Function	Number of Non-Executive Directors
Audit Committee	Audit / accounting; risk management; ethics issues	4
Compensation and Talent Development Committee	Remuneration / compensation	3
Governance and Sustainability Committee	Nomination; corp. social responsibility, corp. citizenship, sustainable development; health and safety; environmental issues; risk management; community and public affairs	4
Full Board of Directors	Risk management	11

See page six of Johnson Controls 2024 Notice and Proxy Statement.

Executive leadership team responsibility for corporate social responsibility and sustainability

2-9 | 2-12 | 2-13 | 2-17 | 3-1

As of the Annual Meeting of March 2024	Name	Position or Title	Organizational Level (From the Board and CEO) and Reporting Line
Overall Responsibility for Corporate Social Responsibility and Sustainability	George Oliver	Chairman and Chief Executive Officer	0 - serves on Board of Directors
Diversity and Employment Equity	Marlon Sullivan	Executive Vice President and Chief Human Resources Officer	1 - reports to Chairman and CEO
Community and Public Relations	Katie McGinty	Vice President and Chief Sustainability and External Relations Officer	1 - reports to Chairman and CEO
Environmental Issues	Katie McGinty	Vice President and Chief Sustainability and External Relations Officer	1 - reports to Chairman and CEO
Health and Safety	John Donofrio	Executive Vice President, General Counsel	1 - reports to Chairman and CEO
Risk Management	John Donofrio	Executive Vice President, General Counsel	1 - reports to Chairman and CEO
Supply Chain Social Responsibility	Terry Nadeau	Vice President, Chief Procurement Officer	1 - reports to Chairman and CEO
Compliance/Ethics Issues	Mara Murphy	Vice President, Chief Ethics and Compliance Officer	2 - reports to EVP and General Counsel, who reports to Chairman and CEO, and reports to Audit Committee
Human Rights Issues and Labor Issues	Tammara Lovett	Vice President, Chief Labor and Employee Counsel	2 - reports to EVP and General Counsel, who reports to Chairman and CEO, and reports to Audit Committee

Political contributions

415-1

Currency: USD	2023	2022	2021
PAC activity country: US	\$205,000	\$230,650	\$179,550


Johnson Controls International PLC Cautionary Statement Regarding Forward-Looking Statements

Johnson Controls International PLC has made statements in this report that are forward-looking and therefore are subject to risks and uncertainties. All statements in this document other than statements of historical fact are, or could be, “forward-looking statements” within the meaning of the Private Securities Litigation Reform Act of 1995. In this communication, statements regarding Johnson Controls’ purpose, ambitions, aims, commitments, targets, plans, and objectives, environmental, health, and safety data, social data as relates to employee metrics, social practices, employee engagement, recruiting, learning and development, and community engagement programs, future sustainability and corporate social responsibility goals, targets and performance, future financial position, sales, costs, earnings, cash flows, other measures of results of operations, synergies and integration opportunities, capital expenditures and debt levels are forward-looking statements. Words such as “may,” “will,” “expect,” “intend,” “estimate,” “anticipate,” “believe,” “should,” “forecast,” “project” or “plan” and terms of similar meaning are also generally intended to identify forward-looking statements. However, the absence of these words does not mean that a statement is not forward-looking. Johnson Controls cautions that these statements are subject to numerous important risks, uncertainties, assumptions and other factors, some of which are beyond Johnson Controls’ control, that could cause Johnson

Controls’ actual results to differ materially from those expressed or implied by such forward-looking statements. A detailed discussion of risks related to Johnson Controls’ business is included in the section entitled Risk Factors in Johnson Controls’ Annual Report on Form 10-K for the 2023 fiscal year filed with the SEC on December 14, 2023, which is available at www.sec.gov and www.johnsoncontrols.com under the Investors tab. The description of certain of these risks is supplemented in Item 1A of Part II of Johnson Controls’ subsequently filed Quarterly Reports on Form 10-Q. Shareholders, potential investors and others should consider these factors in evaluating the forward-looking statements and should not place undue reliance on such statements. The forward-looking statements included in this communication are made only as of the date of this document, unless otherwise specified, and, except as required by law, Johnson Controls assumes no obligation, and disclaims any obligation, to update such statements to reflect events or circumstances occurring after the date of this communication.

In addition, Johnson Controls has made several public commitments regarding environmental, social and corporate responsibility matters, including, among others, commitments to achieve net zero Scope 1 and 2 carbon emissions by 2040

and the establishment of science-based targets to reduce carbon emissions from Johnson Controls operations and the operations of its customers. Although Johnson Controls intends to meet these commitments, it may be required to expend significant resources to do so, which could increase operational costs. Further, there can be no assurance of the extent to which any of these commitments will be achieved, or that any future investments Johnson Controls makes in furtherance of achieving such commitments will meet external expectations or any binding or non-binding legal standards regarding environmental social or corporate responsibility performance. Moreover, Johnson Controls may determine that it is in the best interest of Johnson Controls and its stockholders to prioritize other business, social, governance or sustainable investments over the achievement of these commitments based on economic, regulatory and social factors, business strategy or pressure from investors, activist groups or other stakeholders. Johnson Controls ability to achieve its public environmental, social and corporate responsibility commitments may also be negatively impacted by one or more of the risks included in the section entitled Risk Factors in Johnson Controls’ Annual Report on Form 10-K for the 2022 fiscal year filed with the SEC, as updated by any subsequently filed Quarterly Report on Form 10-Q or Current Report on Form 8-K.



About Johnson Controls

At Johnson Controls (NYSE:JCI), we transform the environments where people live, work, learn and play. As the global leader in smart, healthy and sustainable buildings, our mission is to reimagine the performance of buildings to serve people, places and the planet.

Building on a proud history of nearly 140 years of innovation, we deliver the blueprint of the future for industries such as healthcare, schools, data centers, airports, stadiums, manufacturing and beyond through OpenBlue, our comprehensive digital offering.

Today, with a global team of 100,000 experts in more than 150 countries, Johnson Controls offers the world's largest portfolio of building technology and software as well as service solutions from some of the most trusted names in the industry.

Visit www.johnsoncontrols.com or follow us [@johnsoncontrols](https://twitter.com/johnsoncontrols).

The power behind **your mission**